

The Good News



Rainbow Express Mission Trip
July—August 2009
Curriculum and Trip Planning Packet

What is this packet?

We are so grateful that you have decided to come to Mission Arlington / Mission Metroplex for your 2009 Mission Trip. This packet contains all of the information you need to plan for a successful ministry here. Please don't be intimidated by the size of this document. Most of these pages are reproducible coloring sheets, memory verse posters, team rosters, handouts, etc. Use this page as a road map to find what you are looking for. After thumbing through this material, please let us know if there are any questions we can answer. We want to be available to help you in any way that we can as you prepare.

A Note on Saving Money When Printing This Curriculum: Obviously, this is a large document. We believe it is always better to have as much information as possible to be prepared. However, printing a complete copy for every person coming on your trip can become *very* expensive, especially for large churches. Save money by printing this document two-sided and/or in black and white. You also may find it is not necessary to give every person on the trip every page of this packet. This is how we recommend preparing packets:

Section One: Trip Planning Helps for Leaders and Students

- This section contains schedule information, maps, dress codes, descriptions of the types of accommodations where you may be staying, packing lists, contact information for parents, and other general planning information. These pages have a blue border. Print one copy of this for each leader on the trip. Note—even though the information is in the leaders' section, you will probably want to include a copy of the packing list and the dress code for each student.

Section Two: Rainbow Express Training Materials

- This section contains aids for preparing your team to lead Rainbow Express, Mission Arlington's version of an outdoor Vacation Bible School. Here you will find outlines and descriptions of everybody's roles. These pages have a green border. Print one copy of this material for the leader of each Rainbow Express team. (For example, a youth group with 60 people will be four to six Rainbow Express teams.) The leader of each team can distribute the instructions for each role to the correct person.

Section Three: Rainbow Express Curriculum

- This section contains the lesson plans for each of the four days of Rainbow Express. These pages have a red border. Every person coming on the trip needs a copy of this section. Even if they are not leading a particular portion of the Rainbow Express program, they need to be familiar with the whole thing so that they can be prepared to be helpful.

Section Four: Rainbow Express Supplemental Materials

- This section contains reproducible materials and extra helps for Rainbow Express like games instructions, puppet song lyrics, craft sheets, etc. These pages have a purple border. Print one copy of this section for each Rainbow Express Team leader. Each team can be familiar with the craft sheets, song lyrics, etc. The copies for your Rainbow Express programs will be provided by Mission Arlington while you are here unless you notify us ahead of time that you would like to donate these copies.

Please let us know anything we can do to help! If you still have questions about anything at all after reading this packet, or if you just need some guidance in preparing, please do not hesitate to contact us at Mission Arlington. Our office phone number is 817-277-6620.

Section One

Trip Planning Helps for Leaders and Students

- Mission Arlington Key Terms
- Schedules
- Dress code
- Information on accommodations
- Packing lists
- Map to Mission Arlington
- “The Refrigerator Sheet”: General Mission Arlington information sheet for parents
- T-shirt information and order form for leaders

Mission Arlington Key Terms

A visitor to Mission Arlington/Mission Metroplex once told us that we sometimes speak in code. We readily admit that so many different things are happening here that it can become a little confusing. This is an explanation of some terms you will run into over and over in this packet.

- **Apartment Churches:** Mission Arlington began in 1986 with a very simple philosophy: take church to people who, for whatever reason, were not coming to a church building anywhere. On the first Sunday of August of that year, a Bible Study met in the living room of a woman that lived in a local apartment community. That first morning, seventeen people found that they could meet Christ in a church that met right where they lived. Today, more than 270 congregations meet all over Arlington in apartments, mobile homes, community centers, playgrounds, laundry rooms, and wherever people will gather. Any given Sunday, more than 5,000 people attend a Mission Arlington church in their own neighborhood.
- **Rainbow Express:** Rainbow Express is the name of the Backyard Bible Clubs you will be leading while you are here. Mission Arlington has been leading outdoor Vacation Bible Schools for our many apartment churches since the beginning. When these programs first began the volunteers that were leading them had a large portable stage built on a trailer that they pulled from site to site for puppet shows. This trailer, which was decorated with a rainbow, came to be known to the children as the Rainbow Express. Rainbow Express then became the name for all of the Vacation Bible Schools.
- **Work Projects:** Mission Arlington follows Jesus' model of ministry: meet both physical and spiritual needs to provide a tangible expression of the Father's love and people will be drawn to Him. Part of each day you are here will be spent leading Rainbow Express programs. With the remainder of each day you will participate in some of Mission Arlington's many other ministries. This might include picking up donations, delivering furniture to families, working in the clothing room or the food warehouse, passing out flyers to invite people to an event, holding field days or other fun events in one of the apartment communities, or any number of other opportunities. Any special materials or training that you may need will be provided while you are here.

Tentative Sunday Schedule

- 9:00 AM Meet at Mission Arlington with all groups for welcome, prayer, and orientation
- 10:00 AM Students depart with Mission Arlington missionaries to participate in Mission Arlington's apartment churches. Leader of each group joins Tillie Burgin, Executive Director of Mission Arlington, for a tour of Mission Arlington's Ministry
- 12:30 PM Return from apartment churches, take lunch break
- 1:30 PM Pass out flyers in apartment communities where Rainbow Express will be taking place this week.
- 3:30 PM Return to Mission Arlington
- 4:00 PM Join Mission Arlington missionaries for weekly prayer, worship, and preparation time
- 5:00 PM (Very) short meeting for all group leaders with Matt Hart, Rainbow Express Coordinator
- 5:15 PM Leave Mission Arlington, pray, and make any last minute preparations for beginning Rainbow Express tomorrow

Tentative Daily Schedule Monday–Thursday

Please be flexible with your schedule. We may make changes to this schedule to better work with our kids.

If the Monday of your mission trip week with us falls in July or August, you will use this schedule:

- 8:30 Meet for morning training time
- 9:30 Training time dismisses
- 9:45 Morning Rainbow Express groups leave for their site
- 10:30 Morning Rainbow Express begins
- NOON Morning projects and Rainbow Express end. Clean up, walk children home, etc., then return to Mission Arlington for lunch break. *Each student needs to have his/her own sack lunch. You will NOT have time to cook.*
- 1:15 Meet to worship and prepare for Rainbow Express
- 2:30 Depart for Rainbow Express
- 3:00 Rainbow Express begins
- 4:30 Rainbow Express ends. Clean up. Begin projects at Rainbow Express location or Mission Arlington.

By 6:00 PM, regular projects end. Option nights to stay and participate in extended activities.

Dress Code

Mission Arlington's dress code is very basic. We ask all participants to dress modestly, comfortably, and in something where they are ready to work. Casual dress is fine all week long, Sunday included. Here are a few specific requests we make of all groups:

- Shorts are fine all week long. Please no short shorts.
- Footwear is up to you, but because we do so much work and active play outside we recommend tennis shoes over flip-flops.

Please remember that there are certain things you might wear at home working outside in the heat but that may not be the right image for knocking on doors and asking parents to let their children go with you. Because of this, please follow these additional guidelines all week long:

- T-shirts are great to wear, but please no tank tops or any other kinds of sleeveless shirts.
- Baseball caps are fine, but please wear forward at all times. Do not wear bandanas or any other type of head gear. (Winter headgear is okay if it's cold.)

Accommodations

Some of you, we know, will be spending the nights in a hotel or other location that you have set up. This page answers common questions for the rest of you who have chosen to stay in the accommodations that we provide.

- **Where will we be staying?** Mission Arlington uses several different types of facilities to house guests. All of them boil down to the same basic concept: a safe, clean floor to sleep on, showers, and a kitchen. Smaller groups (anything up to about twenty people) generally stay in our apartment churches. Larger groups generally stay in one of our community centers or in a local traditional church that partners with Mission Arlington. Because group sizes have a tendency to fluctuate so much at the last minute, we do not make final assignments of who will stay where until the week before your arrival.
- **How much does it cost?** We do not charge anything to stay in any of our accommodations because we are committed to the belief that God wants us to provide an open door for anyone who wants to come serve here. There are costs involved for items such as utilities, rent, maintenance, etc. Voluntary donations are very welcome, but not necessary. We believe God always provides.
- **What do I need to bring?** It is a good idea to plan as if you were coming into a completely empty facility. Often our supplies get accidentally packed up by groups when they are leaving and they don't realize it is not a part of what they brought. So, to be on the safe side it is wise to bring or buy here everything you might need: toiletries, kitchen supplies, air mattresses, and more.

Here are some other tips to prepare for a successful experience in our accommodations:

- Be **flexible** and **unpack only what you need each day**: Mission Arlington/Mission Metroplex is a very busy place. All of our facilities are constantly being used to reach people for the Lord. When you check in for your trip, you will be given a schedule of any activities that might be happening in the location where you are staying.
- **View your accommodations location as another ministry opportunity**: Every place where you will be staying, whether in an apartment or at one of our gyms, is surrounded by other apartments or neighborhoods where the people might know nothing of church except what they see in you. When you park your church van and climb out, the people around you know that you represent Mission Arlington, and much more importantly, our Savior. They may come over to ask you questions. The neighborhood children might want to play tag. Represent Christ in all that you do while you are there, from your behavior in the parking lot, to noise level inside, to how clean you keep the place. Let people see Him in you, and you will find that your "mission trip day" will not end when you return to your home away from home in the evenings.

Useful Items to Bring for Rainbow Express

Here are some items that may be useful for your group during Rainbow Express. Try to bring as many as you have and as cargo space permits. Some of these items can be borrowed from Mission Arlington/Mission Metroplex if you do not have a way to bring them.

- Some of the memory verse activities require simple supplies like balloons or popsicle sticks. (Since everything at Mission Arlington is donated, some of these items may not be available at Mission Arlington, so bring what you need.)
- Tarp (at least 10' by 10'): excellent to use for the children to sit on during Rainbow Express
- Posterboard: use it for memory verse posters, puzzles, etc.
- Puppets: Mission Arlington has some to loan if you don't have access to puppets
- Battery operated CD player (with batteries): *Very* important
- Water cooler and drinking cups: *extremely* good idea. It's hot in Texas.
- Craft supplies: Mission Arlington will provide some glue, scissors, crayons, etc. You may find it helps your group run smoother if you have some extras.
- Games equipment: cones, hula hoops, etc. will be very useful during your game time. *Note: Please do NOT bring balls or frisbees unless they are of the soft, "Nerf" foam variety. This is by request from the managers of the apartment communities where we hold Rainbow Express.*

Personal Packing Lists

Here is a personal packing list for each student and sponsor.

The Basics

- Clothing: see dress code. Bring plenty of comfortable clothing and be ready for Texas Summer weather, which means temperatures ranging from 80° to 95° (or above).
- Bible: keep it with you all the time. It will be your most important lifeline for the week.
- Sleeping bag or other bedroll
- Air mattress or other cot
- Towels, washcloths, toiletries
- Your Rainbow Express material

A daily backpack

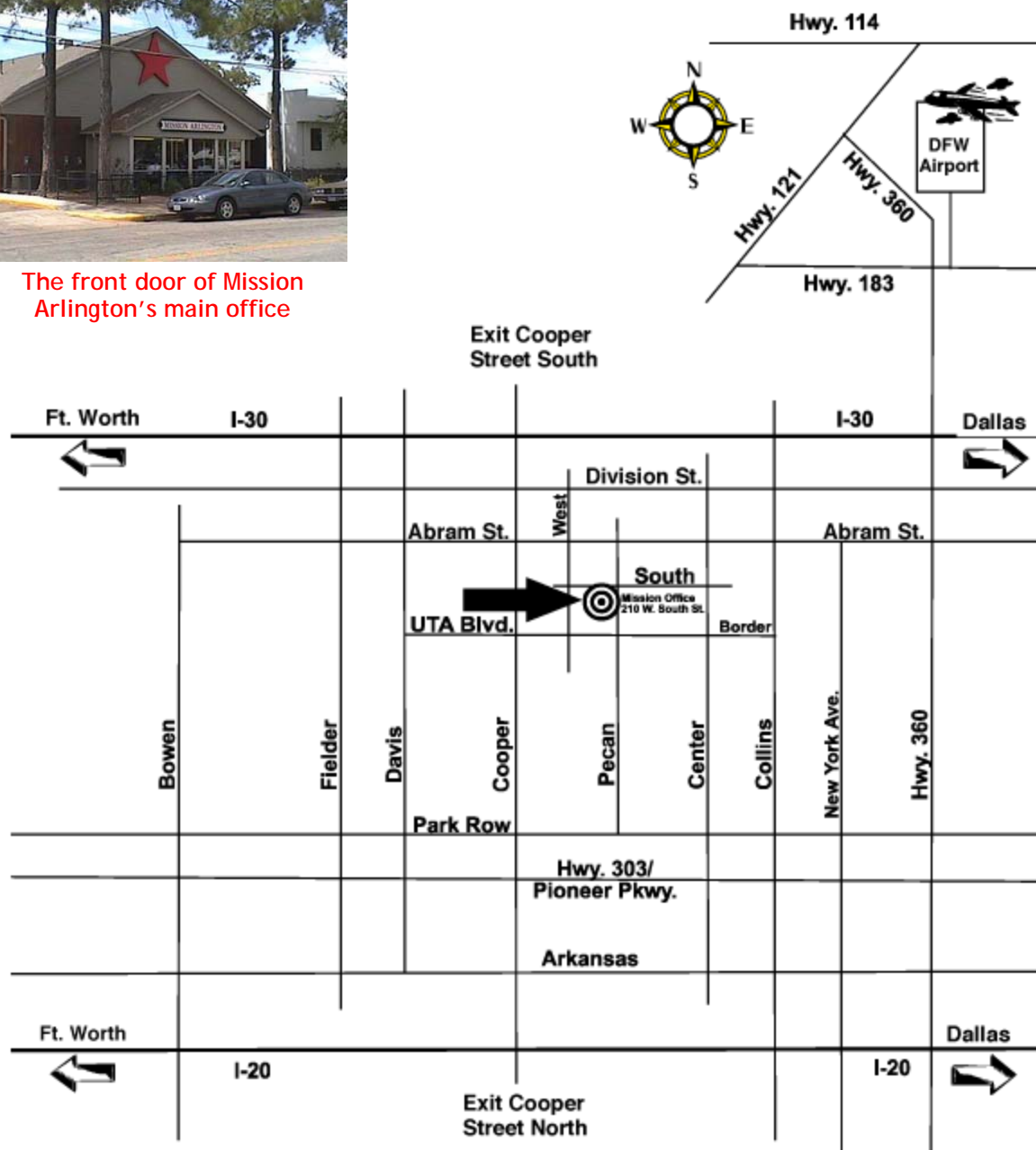
This optional suggestion is borrowed from some of our groups, and it has worked great for them. Have everybody bring a backpack with any or all of the following items:

- Extra Bibles to give away
- Small, basic first aid kit
- Trash bags for cleaning up while you are at Rainbow Express
- Water bottle (*very* good idea)
- Candy or small prizes to give away

Map to Mission Arlington



The front door of Mission Arlington's main office

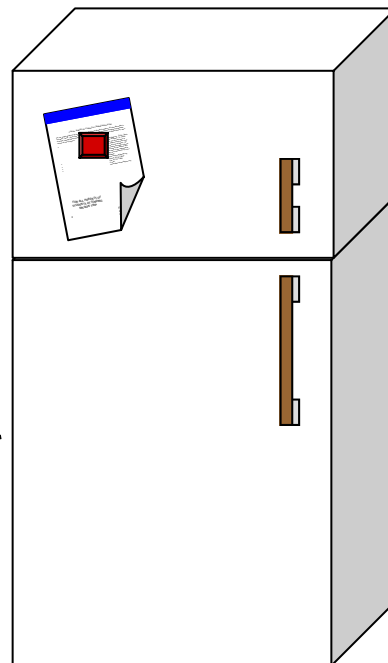


This map, which is not to scale, shows Mission Arlington/Mission Metroplex in relation to all of the major highways in and around Arlington.

The Refrigerator Sheet

FOR ALL PARENTS OF STUDENTS ATTENDING SUMMER MISSION TRIP

For our Summer Mission Trip this year we will be going to Mission Arlington / Mission Metroplex in Arlington, Texas. We will be serving with Mission Arlington through participating in apartment churches, leading Rainbow Express (Mission Arlington's version of a Vacation Bible School), and a variety of work projects.



- Mailing Address: 210 W. South Street, Arlington, TX, 76010. (Note—you are welcome to send students mail while they are at Mission Arlington. On the outside envelope indicate the name of the student and the name of the church or school with whom they are on Mission Trip.)
- Website: www.missionarlington.org
- Phone: 817-277-6620
- Fax: 817-277-3388
- E-mail: mission@missionarlington.org

T-Shirts

Every year Mission Arlington/ Mission Metroplex makes mission trip t-shirts available for groups. Shirts are available in sizes from Adult Small to XXX-Large for \$8 each. The money goes to help fund Rainbow Express and the free summer camps we provide each year for the children and teenagers from the Mission Arlington apartment churches. The theme for this year's shirt is *This Is How We Know What Love Is*. There are three ways to order shirts:

1. Buy them while you are here.
2. Pre-buy with check or credit card. We will have them here for you when you arrive.
3. Pre-buy with check or credit card. We will mail them to you. There will be an extra charge for shipping that will depend on how many shirts you purchase.

(An order form to use for pre-orders is on the next page.)

If you need more information about shirts, or to place an order, call Matt at 817-704-6145 or e-mail matt@missionarlington.org.





T-Shirt Order Form

Group: _____
 Contact name and phone number: _____
 Receipt needed: Yes No

Date of order: _____

Small _____
 Medium _____
 Large _____
 X-Large _____
 XX-Large _____
 XXX-Large _____
 Total: _____
 X \$8.00= _____

Method of Payment:

- Check
 Credit Card

For those paying with Credit Card:
 Card type: (please circle)



Name as it appears on card: _____

Billing address of credit card: _____

City, State, Zip: _____

Credit Card Number: _____

3 digit security code on back: _____

Expiration date: _____

Total amount to be charged: _____

T-shirt purchases are optional. You may turn this sheet in when you are here or pre-buy by:

- Printing and faxing this form, along with credit card information, to 817-277-3388.
- Printing and mailing this form, along with a check made out to Mission Arlington, to 210 W South St, Arlington, TX, 76010.
- Calling 817-277-6620 with credit card information and sizes.

Most groups pick up their shirts when they arrive here. If you prefer, we can also mail the shirts to you, with you paying the shipping. If you would like the shirts mailed, please call and ask for Matt Hart.

Section Two

Rainbow Express Training Materials

- Descriptions of each Rainbow Express team member's role
- Team rosters
- Rainbow Express outline
- Tips for a successful Rainbow Express
- Tips for working with teenagers that attend Rainbow Express
- Tips for preparing to share your personal testimony

Prepare the Team

Rainbow Express works best with teams of about 10-15 at each location. If your group is larger, consider dividing into two or more teams, and each team will lead a Rainbow Express at a different apartment community. For junior high or high school students, each team needs at least one adult. If you have one or more teams sharing a vehicle, let the Mission Arlington staff know so they can assign sites accordingly. A brief description of each team member's responsibilities is given on the following pages.

Team Responsibilities

Each team member will be given one or more of the following responsibilities:

- Team Leader
- Small Group Teachers/Helpers
- Song Leader
- Memory Verse Teacher
- Large Group Leader
- Puppet Team Coordinator
- Game Leader
- Attendance Taker
- Youth Leader

Team Leader

- ◆ Be the prayer leader for your group. Pray for your team, the people you will encounter in Arlington, and for the Mission Arlington workers that are preparing the way and will be doing follow up.
- ◆ Be in constant communication with Mission Arlington staff as you plan. Ask questions and offer suggestions. Make sure extra activities you are planning do not conflict with your responsibilities at Mission Arlington.
- ◆ Pick a member of each team for each of the team responsibilities. Give each member of the team a copy of the Rainbow Express material. Remember that each team member will be a small group teacher or helper. If you have a limited number of workers, one person can do more than one task.
- ◆ Give each member of your team a complete Rainbow Express curriculum packet so that they all can be familiar with every aspect of the program. Make sure they are prepared for their particular assignment.
- ◆ Oversee the preparation of all other team members. Be very familiar with the lessons and activities for each day. Ensure that any advance preparation needed for crafts, memory verse activities, or closing activities has been done.

PREPARATION TIP—There is a blank team roster in the back of this section. Make one copy for each of your teams and write in who will be fulfilling each responsibility. These sheets should be passed out to each adult sponsor in your group and to Mission Arlington coordinators while you are here. (You will not be able to fill in the Rainbow Express sites until you are at Mission Arlington.)

Small Group Leaders

- ◆ You will be telling the stories to your small group. Pray that God will prepare the hearts of the kids you will be sharing with to hear His message.
- ◆ Before you come, read all of the stories. Take the time to read them from the Bible and from the packet. Know each story well. As you tell the story have your Bible open to the story. Never read to the kids word for word from the packet!
- ◆ Help your children or youth to understand that the story they are learning comes from the Bible. The story you are telling is included in each day's packet as an age-appropriate retelling for children. Be very familiar with the scripture and then use the retelling as a guide to communicate the themes to the children you are working with.
- ◆ Be excited about the story you are teaching. Have fun as you share the love of Christ. The kids need to know that you believe what you are saying and really want them to understand. Make eye contact with the kids and give them 100% of your attention and energy.
- ◆ Take the time to get to know the children in your small group. They need to know you care about them.
- ◆ Watch the kids as you teach. If you are losing their attention, try to involve them more. Make sure the kids hear the message.
- ◆ Review the story at the end by asking questions.
- ◆ Always have your Bible with you while you are leading your small group. Help the children understand that the stories you are teaching this week are true stories from the Bible that help us know how to follow Jesus.

PREPARATION TIP—It is often best to work in pairs. Have two workers in each small group. While one is leading the activity (telling the story, explaining the craft, etc.) the other can help children to listen, assist with crafts, and aid in other ways.

Song Leader

- ◆ You will be leading songs with your Rainbow Express group. Pray that God will help the kids to learn the songs so they can carry the message of Christ's love with them.
- ◆ There is a list of suggested songs at the end of this packet. You are not limited to doing only the songs in the list. Feel free to do any other children's songs that your group knows.
- ◆ Have songs chosen ahead of time that you will sing each day. You can take requests, but have a list of songs ready.
- ◆ Sing "stand up" songs with lots of motions first, then sing "sit down" songs to prepare the children for the puppet show or Bible story.
- ◆ Be sure all of the team members know the songs you are going to sing. All team members should sing with enthusiasm.

Memory Verse Teacher

- ◆ Pray that they will learn the verse of the week, so they can carry a piece of the Bible with them always.
- ◆ The children will have two opportunities to hear the memory verse each day: once in the opening time in a large group and once after the story time in a small group. You will be responsible for leading the memory verse activity in the large group.

[Continued on next page . . .](#)

- ◆ Read through the suggested activities ahead of time. Some require additional planning and/or materials. Make sure you have what you need.
- ◆ Make sure everyone on your team knows the activities you plan to use. Help the other small group leaders decide which memory verse activities they will do each day.
- ◆ Do not simply lead the activities as they are described in the packet. Spend time explaining the meaning of the verse and how it applies to life. Help the children understand what the memory verse means.
- ◆ The verse of the week is:

PREPARATION TIP—Bring a poster with the memory verse to teach the kids the words. This is an extremely useful visual aid. There is a one-page poster at the end of the packet. Make sure each small group has one copy. Make a larger, posterboard size for use with the large group.

English: But God showed his great love for us by sending Christ to die for us while we were still sinners. Romans 5:8

Spanish: Pero aunque nosotros todavía éramos pecadores, Dios nos demostró su gran amor al enviar a Jesucristo a morir por nosotros. Romanos 5:8

Puppet Team Coordinator

- ◆ Puppets can attract people to Rainbow Express and are a tool to share the message of Jesus. Pray that God will use your puppet shows to reach people.
- ◆ You need 3-4 people from your team to use a puppet for each show. Assign each person a “voice” (i.e. know who is singing the lead and who is doing the background).
- ◆ You will receive a CD of puppet songs to lip sync along with when you arrive at Mission Arlington. Use a few minutes each evening to practice the next day’s songs.
- ◆ The words to these songs are in the back of the packet. These songs talk about the messages of the stories. You are not limited to these songs. You can bring additional puppet songs or short skits to use.
- ◆ Bring a battery-powered boom box for each team.

PREPARATION TIP—If at all possible bring a loud, portable, battery operated CD player for each team with you when you come.

Attendance Taker

- ◆ Pray for the children that will attend your Rainbow Express and for the Bible Study leaders that will follow-up with the children.
- ◆ The multi-housing communities where you will hold Rainbow Express are places with ongoing Mission Arlington Bible Studies, After School Programs, and other activities. The information you gather will be a valuable resource for the Mission Arlington teams doing follow-up after you are gone.
- ◆ **THIS IS AN EXTREMELY IMPORTANT JOB!** We need to know about every child that comes and where they live so that we can get them involved in weekly Bible study. Also, if a child accepts

[Continued on next page . . .](#)

Christ as their Savior or needs special attention, you will mark this on the attendance sheet so that the appropriate follow-up takes place.

- ◆ As children arrive on the first day of Rainbow Express, ask for their name (first and last), age, apartment number, and building number (if applicable). *Please do not allow children to write on the attendance sheet.* Please neatly write down the information they give you.
- ◆ Be sure you have the attendance sheets before you depart for the site each day. Make sure you turn in these sheets after Rainbow Express each day. Mission Arlington will provide the blank sheets.

Large Group Leader

- ◆ Pray for the children you will be teaching. Pray that this week will change their lives.
- ◆ It is your responsibility to help the program flow from one activity into the next activity while in a large group.
- ◆ At the beginning of each day, lead a brief introduction to help transition into the small group times. During the opening time, ask the kids questions about what they learned the day before. See if any of them know the memory verse.
- ◆ Keep the kids involved and interested in everything you do.
- ◆ Always have your Bible with you while you are leading the large group. Help the children understand how much you love your Bible.

Games Leader

- ◆ Be prepared to play some games before Rainbow Express begins as a way to gather and meet children. Play again afterwards to allow more interaction time with those that have come.
- ◆ Kids are more likely to listen to and interact with people who they know care about them. Playing games is one way to build relationships with the kids. Pray that God will use the game time to build relationships between your team members and the children.
- ◆ Find ways to incorporate the concepts of the memory verse and lessons for each day into games you are playing.
- ◆ There is a list of games at the end of this packet. You are not limited to the games on the list. Decide which games you are going to play each day. Involve everyone. Have some games prepared to play with older children and other games prepared to play with younger children.
- ◆ The apartment managers in the places you will be serving have asked Mission Arlington not to use regular balls or Frisbees or anything else that could potentially break windows in the apartment communities. If you want to use these items, bring soft, Nerf® type balls and toys that cannot cause any damage.

Youth Leader

This position was created to help your group share the gospel with the teenagers that will often gather around the periphery of your Rainbow Express. Choose two people (if possible one male and one female) to be ready to work with any youth.

- **PRAY!** Youth have always been a part of Rainbow Express, because groups like yours have always worked at making friends with the older students that hang out around your activities. However, we have really felt led to make a concentrated effort to expand the scope of Rainbow Express to include youth. Ask God to use the Rainbow Express that you lead exactly as He would desire.
- Be sensitive to the youth. Some may enjoy participating in parts of the regular Rainbow Express program, especially if they have younger siblings that are attending or if they are involved in helping in some way. Others will feel more comfortable staying completely separated from the children for the entire time.
- Be flexible. Every apartment community is different and every teenager is different. You might have no teenagers, you may have one, and there might be a dozen. Be prayerfully ready for whatever happens.
- Be sure to report any youth that attend on the Rainbow Express attendance sheet so that the Mission Arlington missionaries can effectively follow up.

There is no sure-fire method for working with youth, but here is one possible suggested schedule for a youth Rainbow Express:

While the children are:	The youth leaders are:
in opening large group: singing, puppets, memory verse, etc.	meeting any teenagers, going with them to invite their friends, etc.
in small groups: story, crafts	having the youth help to pass out craft supplies to children's small groups, then gathering in their own location. Lead a Bible Study based on the children's Bible Story for the day. Help the youth learn the memory verse.
in games time	having their own youth recreation time. See <i>Tips From A Mission Arlington Missionary</i> for ideas.

Rainbow Express Team Roster: Team _____

Contact Cell Phone Number:

AM Rainbow Express Site:
(to be filled in at Mission Arlington)

PM Rainbow Express Site:
(to be filled in at Mission Arlington)

Adult Sponsor(s):	
Team Leader:	
Large Group Leader:	
Song Leader:	
Memory Verse Teacher:	
Puppet Team Coordinator:	
Game Leader:	
Attendance Taker:	
Youth Leader:	
Small Group Teachers/ Helpers:	

Remember that one person can have more than one responsibility.

The Plan: What to do at Rainbow Express

- ◆ Begin by gathering the children. The games leader and attendance taker will wait for the children at the site. All other team members need to knock on doors.
- ◆ As the children arrive, begin playing games. Write down each child's name and apartment number on the attendance sheet.
- ◆ After finishing the games, begin singing songs. You may want to sing a couple of songs, then do a puppet song, then sing another song, then a puppet song. This will give the puppet team a chance to rest their arms in between songs.
- ◆ A couple of students share their testimony.
- ◆ Ask for prayer requests and pray.
- ◆ The Memory Verse leader will lead the children in learning the memory verse during the first memory verse activity. Then the large group leader gives the day's large group introduction.
- ◆ Divide up into small groups, as small as you can depending on the number of children and people in your group. During this time you will tell them the story, make your craft, and do another memory verse activity.
- ◆ Each small group will lead a closing activity for their small group.
- ◆ Reassemble for a large group closing time. The Large Group Leader will lead a short review time to help wrap up the day's activities.
- ◆ Play games until it is time for Rainbow Express to end.
- ◆ Pass out snacks to each child and walk them home.
- ◆ Pick up trash and make sure your Rainbow Express site is clean before you leave.

Tips for a Successful Rainbow Express

- ◆ PRAY! This is what will make or break your week. Everything you do must be bathed in prayer.
- ◆ When you first get out to the apartment community, most of the team needs to go door to door and round up the children. Some children will come early, so one or two people need to be ready to stay at the site to play games with the children (rather than knock on doors).
- ◆ Parents and older youth will probably stand around the perimeter. Get to know them, talk with them, and invite them to the Bible study at that particular apartment complex. You will receive the information about these Bible Studies when you are here.
- ◆ The opening and closing Large Group Times can be a difficult time to keep the children's attention. The more energy, preparation, and creativity you put in, the more interested and involved the children will become.
- ◆ Be sure you are always with the children. You can make a difference in their lives this week. They want and need your undivided attention.
- ◆ Love all the children. Try to get to know each of them.
- ◆ Remember that you have important jobs to be done. Don't forget your responsibilities.
- ◆ If you are not leading the singing or telling the story, sit among the children.
- ◆ Have fun! If you are having fun, the children will have fun. Likewise, if your attitude isn't the best, they will imitate your attitude.
- ◆ Everyone needs to make sure that every child and his/her apartment number are on the attendance list.
- ◆ Everyone work together and help each other.
- ◆ PRAY! Remember to pray without ceasing the whole week.

Tips About Working With Youth From A Mission Arlington Missionary

As you are gathering the younger children for Rainbow Express, inevitably you will see older youth who seemingly couldn't care less about hanging around with the little kids. Some of these youth will, however, hang out around the periphery of your Rainbow Express acting, of course, like they're not interested. But don't be fooled. If they're hanging out, they are interested.

I pray that these tips, which have been effective in reaching youth in the apartment communities where we minister, will give you some guidance on ways to engage these youth in non-threatening ways.

- **Introduce yourself:** Don't wait for the youth to walk up to you—it won't happen. You (2 or 3 of you) should walk up to them, stick out your hand to shake theirs & introduce yourself. If you're meeting guys, invite them to throw the football, play soccer, or even wall-ball (at an appropriate place). Try to do this event somewhat removed from the younger kids because they may get distracted. If you're meeting girls who aren't interested in football, soccer, or wall-ball, just be prepared to sit with them and get to know them.
- **Engage them:** Maybe they can help you unload, carry boxes, pick up trash, help translate (lots of Spanish speaking kids will be attending Rainbow Express), play with the younger kids after Rainbow Express is over, etc. During this time, you will continue to get to know them.
- **Develop a Relationship:** Remember that in Jesus' ministry, he met physical & emotional needs a lot of time before he addressed a person's spiritual needs. Don't be judgmental even if their looks, language, or conversation startles you. Hopefully you will have four days with them, so get to know them and when the Spirit leads you, begin the conversation about a relationship with Christ. Don't make assumptions about whether or not they are believers. You'll come across both.
- **Make Them Feel Special:** You want them to know that you have planned this time for them. Come prepared with football, soccer ball, basketball, etc. Maybe bring an additional snack for them. Sit around with the youth & munch on chips or cookies while you get to know them. Bring a few Bibles (pick an easy to read translation like NIV) so as one reads they can all follow along. Keep the actual lesson time short—most of the time should be spent getting to know them & discussing the lesson.

NOTE—these tips were written by members of Mission Arlington's East Arlington Team. The youth groups from their apartment churches actively participate in helping in other Bible Studies, leading Rainbow Express, and other mission work.

Tips on Preparing Your Testimony

- **Be Brief**—Remember the age of the children you are working with. They have short attention spans. You want them to understand and remember your point. The longer you talk, the less they may walk away with. Your goal should be not more than five minutes each for two testimonies, six to seven minutes for one, tops.
- **Be Simple**—Your children will not understand the phrase “I used to really struggle with trying to keep the reprobate, carnal impulses of my fleshly nature under control until I accepted the sanctifying work of the Lamb on the cross”. They will understand “When I pray and ask Jesus for help, He helps me do what God wants me to do”. Avoid the temptation to speak *churchese* while you share. Talk like you really talk.
- **Be Animated**—Let your love for Jesus show in your words, face, gestures, and tone of voice. If you share your testimony like you would share a school report on 18th century garbanzo bean farming techniques, the children will not care. If you are excited about what Christ has done in your life, the children will be too.
- **Be Excited**—Sometimes there is a temptation to think that your personal testimony may not be as interesting as somebody else's. Remember that we never need to compare our relationship with Christ to another. It took just as much of Jesus' sacrifice to save us as it did any other human being on the planet. Be excited and grateful for what God did in your life, whether it happened as an adult in prison or a five-year-old in Sunday School.
- **Be Prayerful**—Like everything else you do this week, sharing your testimony must be bathed in prayer. Ask God to give you the right words and demeanor. Ask Him to prepare the hearts of the people that will be hearing.
- **Give God the Glory**—This may sound obvious: but remember to make your testimony about God. Your testimony is not about the bad things you used to do. It's not about the good things you do now. It is about the change that Jesus brought in your life. It is about His sacrifice and His forgiveness. Make sure people walk away from your testimony impressed by Jesus, not by you.

Section Three

Rainbow Express Curriculum

Stories, crafts, memory verse activities, and opening/closing activities for all four days of Rainbow Express

Day One

- Large Group
 - Songs
 - Puppets
 - Testimony
 - Memory Verse: Fast and Slow
- Small Group
 - Story: Saul hears the Good News
 - Scripture for today's story: Acts 7:54 - 8:3, 9:1-19
 - Memory Verse Review
- Large Group
 - Story review questions

S
U
M
M
A
R
Y

Pre-Rainbow Express Gathering

You will begin each day by knocking on doors and then playing games to help attract children to your Rainbow Express.

Song Time/Puppets

When it is time to begin your activities, have all the children sit down in a large group. It would be helpful to bring a tarp for them to sit on. When the children are together and seated on the tarp, begin your song time.

The Song Leader will come to the front of the group to lead songs. One or two others may also want to come to the front to help show motions. Be sure to have several songs ready to sing and that everyone in the group knows the songs.

During this time you will also have the puppets sing their song(s). Doing the puppet show in between songs can help keep the children's attention. You are provided with one song for each day. If the children are responding well and enjoying the puppet music, it is okay to perform more than one of the songs and repeat the songs from day to day.

Testimony

The theme for this whole week is following Jesus. Each day you will be sharing stories, songs, crafts, and other activities that help the children understand that God has a perfect plan for our lives which we interrupt through sin. They will learn that Jesus came to save us from sin and restore us to a new life with God. Obviously, the decision to follow Christ is an incredibly personal decision. It is important that the children and youth who attend your Rainbow Express understand that a personal relationship with Christ is a very important reality for the members of your group. Every day during the opening time one or two members of your group can share a short version of their testimony in front of the large group. The goal is to let the children see how listening and obeying as God has spoken in your life has made a practical and meaningful difference. *(For help on sharing in a way that will be age-appropriate and meaningful with children, each person who plans to give their testimony should read the sheet Tips on Preparing Your Testimony in the training materials section of this packet.)*

Memory Verse Activity

When the Large Group Leader finishes his opening time, the Memory Verse Teacher will come to the front to lead the memory verse activity. The large group memory verse activity for day one

TIP—The Large Group Leader should serve as a sort of “master of ceremonies” to keep each activity flowing smoothly. He should not, however, tell the day's Bible story. That will go much smoother in the small group time. Children listen more attentively in smaller groups.

Day One

is “Fast and Slow”. Have your poster of the memory verse available. Read through the verse all together several times to practice. Practice saying the memory verse faster and faster. Try saying it slower and slower. Say it in “slow motion”, using exaggerated hand motions and deep slow motion voices.

Introduction of Today’s Story--Building the Foundation

When the memory verse teacher is finished, the Large Group Leader will return to the front to provide a brief introduction to the day’s theme and story. Each day you will re-introduce the concept that the Bible tells us that truth about God’s love and the Savior He sent for us.

Begin by welcoming everyone to Rainbow Express. Introduce your group and tell where you are from. Make sure the children understand that you are here working with Rainbow Express through Mission Arlington this week so that the children connect what you do this week with the big picture ongoing ministry in their neighborhood.

Tell the children that all this week you will be learning the Good News about Jesus. Ask the children to give you examples of times they learned some really good news. Have members of your group prepared to pitch in with some “starters” if the children are hesitant to share. Use examples the kids will relate to: taking a special field trip somewhere, a new baby in the family, getting a better grade than you expected, etc. As the conversation warms up, ask the children to try to identify the best news they have ever heard. Thank them for sharing such good examples and then explain that you want to share with them the best news you have ever heard and how it affected your life. Use your own words, but you can use something like this as an outline:

“The best news I have ever heard is the Good News about Jesus. When I learned the Good News of how Jesus can save me, it changed everything in my life. Let me tell you what I mean:

“God made each and every one of us. He loves us more than we will ever imagine. God wants us to be with Him. He has a perfect plan for our lives. That’s all good news.

“That good news is mixed with some bad news: we all mess up. Every one of us disobeys God. We don’t follow His perfect plan. We do, think, and say things that go against God’s instructions for us. The Bible calls these bad things that we do *sins*. Sin is the bad news because it separates us from God’s perfect plan for us.

“This is where the best news of all comes in: the Good News that Jesus came to save us. This week we’re going to learn how Jesus died on the cross to take our punishment. Jesus died so that we could have the life that God wants us to have. Then three days later Jesus came back to life. God loves us so much that He sent Jesus to save us from our sins. That’s the best news of all.

“Today we’re going to learn the story of a man that had a hard time with the Good News. Have you ever told somebody good news and then found out they didn’t believe what you said? That’s exactly like a man named Saul. He did not believe the Good News he heard about Jesus. We’re going to see how Jesus loves us so much that He did something amazing to help Saul believe the Good News.”

Small Group Story Time

When the Large Group Time is over, divide the children into small groups for story time. The text provided here is to serve as a guide for you while you tell the story. Read it through several times and be able to tell it from memory. It is not important to be able to recite this story word-for-word. Your goal is to be able to relate the story to a level children will understand. Use the wording included here as suggestions to help you make these concepts understood by elementary age children. Feel free to adapt these words to fit well with your own style.

Day One

Today's Story:

In large group we talked about Jesus' death on the cross. We said that three days later He returned to life. After Jesus came back to life He gathered all of His followers and gave them instructions. Jesus told His followers to share the Good News with the whole world. They began to tell anybody who would listen about God's love and Jesus' death and return to life. Many, many people became followers of Jesus.

Not everyone was happy to see so many believing the Good News. Some religious leaders were angry that people were following Jesus instead of listening to them. These religious leaders taught that you had to follow a complicated set of rules to earn God's love. The Good News says that God already loves everybody. The religious leaders said that God wants to punish our sins. The Good News says that God wants to forgive our sins.

The religious leaders decided to stop the spread of the Good News. One of them, a man named Saul, began to hunt down and arrest any of Jesus' followers. He put men, women, and children in prison, just because they believed in Jesus. Everywhere, believers in Jesus became very afraid of Saul. Saul brought sadness to the believers everywhere he went.

We know that what Saul was doing was very wrong, but he didn't think so. Saul did not believe that Jesus came back to life. He thought the Good News was a lie. Saul really believed that he was doing the right thing. Remember that we learned the Bible calls the bad things we do *sin*. Saul was a sinner. He did some very wrong things, but he didn't know they were sins. Saul did not understand that he was going against what God wanted him to do. It is very important to understand that God loved Saul even though he was doing such terrible things. That is good news for us, because it helps us remember that God loves us too, even though we do such wrong things. We're going to see how God showed Saul how much He loved him.

One day Saul had a really wicked idea. He had already caused lots of trouble in his own town for people that believed in Jesus. Why not travel to another town and do the same thing? Saul rounded up a group of helpers. They decided to go to a town called Damascus. They would find the people in Damascus that believed in Jesus and arrest them.

The people in Damascus that loved Jesus became very scared. They knew it meant bad news that Saul was on the road to Damascus. However, Saul never caused any trouble for them. In fact, something so amazing happened that Saul never put another person that loved Jesus in jail again!

Saul was on the road with his other mean friends. He was almost to Damascus when a bright light from the sky started to flash around him. It was just as if a spotlight from Heaven had hit him. Saul fell down to the ground. The light was so bright that he could not see. A booming voice like thunder called to Saul.

"Saul, Saul, why are you working so hard against me?"

Saul could not believe it. A voice from the sky was talking to him! "Who are you, sir?" Saul asked the voice.

"I am Jesus. I am the one you are opposing. Now get up and go into the city. There you will be told what you must do."

Saul was amazed by what he had heard. Saul had never believed in Jesus. Saul tried to stop other people from believing in Jesus. Now, all of the sudden, Saul knew that Jesus was real. Saul had been wrong all along. Instead of fighting people that believed in Jesus, Saul now wanted to believe in Jesus himself.

Day One

Saul got up. He could not see anything. The bright light made him blind. Some of the men with Saul took his hands and lead him to the city like a little child. For days, Saul did not eat or drink anything. He spent all his time talking to God. Saul told God how sorry he was for all the sin in his life. Saul told God he was ashamed of all the bad things he had done. Saul asked for God's help.

Finally, a man named Ananias came to visit Saul. Ananias told Saul the Good News. He told Saul that Jesus still loves people, even when they have done things they should not do. Because Saul had prayed to God and said that he was sorry for all that he had done, God was going to give Saul another chance. "Jesus, who you met on the road, sent me to you," Ananias said. "Jesus wants to be part of your life." Ananias told Saul that God had a big plan ahead for Saul's life.

From then on, Saul followed Jesus. He was like a completely different person. In fact, he even changed his name. Saul became Paul. Paul became one of the bravest people in the world. He traveled everywhere, telling people about Jesus.

We said at the beginning today that Jesus loves us. It is easy to see that He loves us. Just look at what Jesus did for Saul. Saul had worked really hard as Jesus' enemy. Jesus made Paul into a good friend.

Paul wrote part of what is now our Bible. He talked about how Jesus changed his life. He wanted all of us to understand how important it is to understand the Good News that Jesus came to save us from sin. Before he met Jesus, Paul did not even know that he was sinning. He thought he could be good enough to earn God's love. Paul wrote that instead, we should all understand that we are sinners who have messed up. God loves us even though we sin, so Jesus came to save us from sin. We cannot *earn* God's love. Instead, we have to trust Jesus to forgive us.

In the third chapter of Paul's letter called Romans he explained it like this: "We are made right with God by putting our faith in Jesus Christ. That happens to all who believe . . . Everyone has sinned. No one measures up to God's glory. The free gift of God's grace makes all of us right with Him. Christ Jesus paid the price to set us free." That means we can be saved, not because we have tried to do good things, but because Jesus loves us even though we have done bad things. We have to accept the free gift from Jesus.

If you want to know more about how to have Jesus in your life and how He wants to forgive your sins, just ask us. We would love to help you know how.

Each day you will close the story time with an invitation to accept Jesus. Say something like this: God wants everybody to follow Him. The problem is that sometimes we do bad things that the Bible calls sin. A sin is anything that we do that God does not want us to do. God still loves us, even though we sin. That's why Jesus came. Jesus died on the cross to be punished for our sins. Then on the third day He came back to life. Now, for anybody who asks, Jesus will take away our sins and become a part of our lives. He will help us to follow Him. The Bible says that if we believe Jesus in our hearts and follow Him, He will save us from our sin and help us to follow God. Then one day we will be with Him in heaven. Anybody that wants to choose to follow Jesus can do that today. We would love to help you know how.

Prayer Time

Take this time after the story to pray with the children in your small group. Ask them for things they would like to pray about. Tell God how awesome He is. Ask Him to help you and the children in your small group to listen to God and obey Him. Pray that the children in your group will get to know God and feel the love He has for them.

Day One

Craft

While still in your small groups, lead the children in making the craft or filling out the activities packet for the day. The craft time is not only a way to reinforce the lesson, but it also allows time to get to know the children in your small group. During this time, ask them questions about their families, friends, and school. Invest in their lives. For today's craft time you will give each child an activity packet with pictures to color and various puzzles to solve.

Supplies needed: crayons, 1 activities packet for each child

*Note—*an activities packet for days 1, 2, & 4 is included in the Supplements and Handouts portion of this curriculum. These pages are copyright free and available for reproduction. You may also find additional resources such as more coloring pages by searching on-line or using Bible coloring books. We will have some copies of these types of additional materials available for you here during your trip. Day 3 you will be making a bead necklace to share the plan of salvation instead of packets.

Memory Verse Activity

Each day the small group time will include a Memory Verse Activity. The Memory Verse time is one of the most important activities of the day. We want these children to remember God's word and why it is important to them. A list of potential activities is included in the Supplements and Handouts portion of this packet. Use a different idea from that list each day to help the children learn the words of the verse and to explain why it applies to their lives. (Some require extra preparation, so be sure to review the list in advance.) The memory verse for this week is:

TIP—There are one page posters with the memory verse for older and younger children in English and in Spanish in the Supplements and Handouts portion of this packet. Having a copy of the one page memory verse poster with you can help you teach the verse.

English: But God showed his great love for us by sending Christ to die for us while we were still sinners. Romans 5:8

Spanish: Pero aunque nosotros todavía éramos pecadores, Dios nos demostró su gran amor al enviar a Jesucristo a morir por nosotros. Romanos 5:8

Wrap Up

Each day you will end your Rainbow Express in a second large group session. Have all the children return to the tarp where you started. Sometimes the movement from small groups to large group becomes distracting, especially to younger children. If you find your children becoming noisy as you return to your large group, consider singing a few songs to help everybody focus again.

The last thing you will do before games and snacks is to review the memory verse and the day's lesson. Have the large group leader give a brief re-telling of the day's story. As you tell the story, frequently pause to let the children answer questions and fill in the blanks about the lesson. When you finish reviewing the story, have everybody say the memory verse together one last time. After reviewing the memory verse, pray before dismissing to game time and snacks.

Game Time/Snacks

When you are finished, pray together and be ready to play games until the end of the Rainbow Express program. After the game time, pass out snacks, clean up the area, and walk everyone home. Return to Mission Arlington to turn in your materials and attendance sheet.

Day Two

- Large Group
 - Songs
 - Puppets
 - Testimony
 - Memory Verse: Loud and Soft
- Small Group
 - Story: Paul escapes in a basket
 - Scripture for today's story: Acts 9:19-31
 - Memory Verse Review
- Large Group
 - Story review questions

S
U
M
M
A
R
Y

Pre-Rainbow Express Gathering

You will begin each day by knocking on doors and then playing games to help attract children to your Rainbow Express.

Song Time/Puppets

When it is time to begin your activities, have all the children sit down in a large group. It would be helpful to bring a tarp for them to sit on. When the children are together and seated on the tarp, begin your song time.

The Song Leader will come to the front of the group to lead songs. One or two others may also want to come to the front to help show motions. Be sure to have several songs ready to sing and that everyone in the group knows the songs.

During this time you will also have the puppets sing their song(s). Doing the puppet show in between songs can help keep the children's attention. You are provided with one song for each day. If the children are responding well and enjoying the puppet music, it is okay to perform more than one of the songs and repeat the songs from day to day.

Testimony

The theme for this whole week is following Jesus. Each day you will be sharing stories, songs, crafts, and other activities that help the children understand that God has a perfect plan for our lives which we interrupt through sin. They will learn that Jesus came to save us from sin and restore us to a new life with God. Obviously, the decision to follow Christ is an incredibly personal decision. It is important that the children and youth who attend your Rainbow Express understand that a personal relationship with Christ is a very important reality for the members of your group. Every day during the opening time one or two members of your group can share a short version of their testimony in front of the large group. The goal is to let the children see how listening and obeying as God has spoken in your life has made a practical and meaningful difference. *(For help on sharing in a way that will be age-appropriate and meaningful with children, each person who plans to give their testimony should read the sheet Tips on Preparing Your Testimony in the training materials section of this packet.)*

Memory Verse Activity

When the Large Group Leader finishes his opening time, the Memory Verse Teacher will come to the front to lead the memory verse activity. The large group memory verse activity for day two

TIP—The Large Group Leader should serve as a sort of “master of ceremonies” to keep each activity flowing smoothly. He should not, however, tell the day's Bible story. That will go much smoother in the small group time. Children listen more attentively in smaller groups.

Day Two

is “Loud and Soft”. Have your poster of the memory verse available. Read through the verse all together several times to practice. Practice saying the memory verse together. Slowly begin to increase the volume. Divide the children into two or more teams. Have them try saying the verse together as a team. See who can say it loud and who can say it soft. Try playing Telephone by having all the children sit in a circle. Have the verse travel around the circle by having each child whisper the next word in the verse to their neighbor.

Introduction of Today’s Story--Building the Foundation

When the memory verse teacher is finished, the Large Group Leader will return to the front to provide a brief introduction to the day’s theme and story. Each day you will re-introduce the concept that the Bible tells us that truth about God’s love and the Savior He sent for us.

Begin by thanking everybody for returning to Rainbow Express today. Be sure to introduce and welcome anybody that was not here yesterday. Introduce your group again. Each day make sure you are helping the children make the connection between the Rainbow Express you are leading this week and the ongoing Mission Arlington ministry in their community.

Take a few minutes to review yesterday’s stories and theme. Let the children respond to questions. Emphasize we learned that because all of us sin, we all need the Good News. Jesus loves us so much that He died and came back to life so that we can believe in Him and be saved.

Tell them that today you’re going to learn that the Good News is a gift. Ask the children to explain to you the difference between a free gift and something they earn. As before, have members of your group be prepared to prompt the discussion. Help the children see the difference between something they deserve and something that is freely given: their mom’s paycheck as opposed to their birthday gifts, a Christmas present contrasted with the grade on a test, etc.

Explain that some people think of a friendship with God as something they earn the same way you would earn a paycheck or a good grade. They think that if we behave well and follow the rules God will give us an “A” and let us get to Heaven. Remind the children what we learned yesterday: that we *all* sin. None of us are perfect and none of us could ever measure up to God’s perfection. The Good News is that God knows that and loves us any way. Explain that Jesus died and returned to life so that we can receive the free gift of God’s love, not work to try to earn it.

Explain that today you’re going to learn more about Paul, the man you discussed yesterday. Paul had once been an enemy of God, but his whole life changed when he met Jesus. Paul was so grateful for the free gift of Jesus’ love that he risked his own life to help other people know Him.

Small Group Story Time

When the Large Group Time is over, divide the children into small groups for story time. The text provided here is to serve as a guide for you while you tell the story. Read it through several times and be able to tell it from memory. It is not important to be able to recite this story word-for-word. Your goal is to be able to relate the story to a level children will understand. Use the wording included here as suggestions to help you make these concepts understood by elementary age children. Feel free to adapt these words to fit well with your own style.

Today’s Story:

Yesterday we learned how Saul met Jesus. Saul became a follower of Jesus while he was in Damascus. He was very, very grateful for what Jesus had done for him. Saul understood how bad he had been before and that Jesus forgave him. He was so grateful for the Good News that he wanted everybody else to hear it too. Instead of trying to stop the Good News, Saul began to tell the Good News to anybody that would listen. His life was so different that he even went by a new name.

Day Two

People began to call him Paul.

Paul began to preach about Jesus all over the city of Damascus. The people there could hardly believe what they saw and heard. Everyone knew that he used to be an enemy of Jesus' followers. Now he said that he was one of Jesus' followers! Nobody knew what to think. Some were very excited that Paul now knew Jesus. Some didn't trust Paul. They were still afraid of him and thought it might be a trick. It was hard to understand how somebody could change so much. Only Jesus can make that kind of difference in somebody's life.

More and more people began to listen to Paul. He grew more and more powerful as he told more and more people the Good News. Many in the city became followers of Jesus.

How do you think Paul's *old* friends felt about all this? Remember that before, Paul had wanted to stop the Good News from spreading. He had done all that he could to make sure nobody preached about Jesus. The religious leaders that Paul used to be with were furious. Remember that these people hated the Good News. They thought that God's love had to be worked for and earned. They didn't like Paul preaching that Jesus' love was a free gift we can just accept.

The religious leaders decided they needed to stop Paul. They made a plan to kill Paul as soon as they had the chance. Paul heard about the leaders' plan to get rid of him. All day long and every night the religious leaders watched for Paul. The city of Damascus was surrounded by a wall. People could only come in and out through the city gates. The leaders watched the gates, waiting to see Paul so they could kill him.

The other followers of Jesus were Paul's new friends. They helped Paul escape from the religious leaders' trap. One night they hid Paul in a large basket. They tied ropes to the basket and lowered Paul through a hole in the city's wall.

Paul had to decide where to go next. Before he trusted Jesus, Paul had lived in Jerusalem. If he returned there everybody would recognize him. The religious leaders would certainly try to kill him. More than anything, Paul wanted to keep spreading the Good News. He returned to Jerusalem.

When Paul arrived in Jerusalem he began to preach about Jesus there. The other believers there were afraid. They did not trust Paul. They did not believe he had really begun a new life following Jesus. One of the believers was a very kind man named Barnabas. Barnabas could see the difference in Paul's new life. He took Paul to the rest of the believers. Barnabas told them how Paul had met Jesus. He told them how Paul bravely preached the Good News in Damascus. The believers welcomed Paul.

Paul preached about Jesus all over Jerusalem. He argued against the religious leaders and proved over and over that Jesus really is the Savior of the world. The religious leaders in Jerusalem became just as angry as the leaders in Damascus had. They tried to kill Paul but the other believers helped him escape to another city.

The Good News continued to spread from Jerusalem. God helped the believers to be brave. More people were trusting Jesus to save them every day. They thanked God for all he was doing for them.

It's amazing to remember how Jesus changed all those lives. He took ordinary people just like you and me and used them to spread the Good News. People like Paul risked their lives many times to make sure that others heard about Jesus. The Good News was so exciting to them that nothing could stop them from sharing it.

Paul wrote in his letter called Romans that "When you sin, the pay you get is death. But God gives you the gift of eternal life because of what Christ Jesus our Lord has done." He meant that the wrong things we do push us away from God: away from the perfect plan He has for us here and away from

Day Two

spending forever in Heaven with Him. We thank God that He offers us a free gift instead.

Paul wanted all of his readers to know that no matter how hard we try we can never *earn* the love of God because we all mess up. The Good News tells us that we don't have to earn the love of God. God just loves us. He loves us so much He gave His own son so that we can be forgiven of our sins. He offers us the free gift of being saved. If you want to know more about how to accept this free gift, just ask us. We would love to help you know how.

Each day you will close the story time with an invitation to accept Jesus. Say something like this: God wants everybody to follow Him. The problem is that sometimes we do bad things that the Bible calls sin. A sin is anything that we do that God does not want us to do. God still loves us, even though we sin. That's why Jesus came. Jesus died on the cross to be punished for our sins. Then on the third day He came back to life. Now, for anybody who asks, Jesus will take away our sins and become a part of our lives. He will help us to follow Him. The Bible says that if we believe Jesus in our hearts and follow Him, He will save us from our sin and help us to follow God. Then one day we will be with Him in heaven. Anybody that wants to choose to follow Jesus can do that today. We would love to help you know how.

Prayer Time

Take this time after the story to pray with the children in your small group. Ask them for things they would like to pray about. Tell God how awesome He is. Ask Him to help you and the children in your small group to listen to God and obey Him. Pray that the children in your group will get to know God and feel the love He has for them.

Craft

While still in your small groups, lead the children in making the craft or filling out the activities packet for the day. The craft time is not only a way to reinforce the lesson, but it also allows time to get to know the children in your small group. During this time, ask them questions about their families, friends, and school. Invest in their lives. For today's craft time you will give each child an activity packet with pictures to color and various puzzles to solve.

Supplies needed: crayons, 1 activities packet for each child

Note—an activities packet for days 1, 2, & 4 is included in the Supplements and Handouts portion of this curriculum. These pages are copyright free and available for reproduction. You may also find additional resources such as more coloring pages by searching on-line or using Bible coloring books. We will have some copies of these types of additional materials available for you here during your trip. Day 3 you will be making a bead necklace to share the plan of salvation instead of packets.

Memory Verse Activity

Each day the small group time will include a Memory Verse Activity. The Memory Verse time is one of the most important activities of the day. We want these children to remember God's word and why it is important to them. A list of potential activities is included in the Supplements and Handouts portion of this packet. Use a different idea from that list each day to help the children learn the words of the verse and to explain why it applies to their lives. (Some require extra preparation, so be sure to review the list in advance.) The memory verse for this week is:

TIP—There are one page posters with the memory verse for older and younger children in English and in Spanish in the Supplements and Handouts portion of this packet. Having a copy of the one page memory verse poster with you can help you teach the verse.

English: But God showed his great love for us by sending Christ to die for us while we were still sinners. Romans 5:8

Day Two

Spanish: Pero aunque nosotros todavía éramos pecadores, Dios nos demostró su gran amor al enviar a Jesucristo a morir por nosotros. Romanos 5:8

Wrap Up

Each day you will end your Rainbow Express in a second large group session. Have all the children return to the tarp where you started. Sometimes the movement from small groups to large group becomes distracting, especially to younger children. If you find your children becoming noisy as you return to your large group, consider singing a few songs to help everybody focus again.

The last thing you will do before games and snacks is to review the memory verse and the day's lesson. Have the large group leader give a brief re-telling of the day's story. As you tell the story, frequently pause to let the children answer questions and fill in the blanks about the lesson. When you finish reviewing the story, have everybody say the memory verse together one last time. After reviewing the memory verse, pray before dismissing to game time and snacks.

Game Time/Snacks

When you are finished, pray together and be ready to play games until the end of the Rainbow Express program. After the game time, pass out snacks, clean up the area, and walk everyone home. Return to Mission Arlington to turn in your materials and attendance sheet.

Day Three

- Large Group
 - Songs
 - Puppets
 - Testimony
 - Memory Verse: Teams
- Small Group
 - Story: Gods free gift
 - Scripture for today's story: Acts 14:8-17, 1 Corinthians 15:1-8
 - Memory Verse Review
- Large Group
 - Story review questions

S
U
M
M
A
R
Y

Pre-Rainbow Express Gathering

You will begin each day by knocking on doors and then playing games to help attract children to your Rainbow Express.

Song Time/Puppets

When it is time to begin your activities, have all the children sit down in a large group. It would be helpful to bring a tarp for them to sit on. When the children are together and seated on the tarp, begin your song time.

The Song Leader will come to the front of the group to lead songs. One or two others may also want to come to the front to help show motions. Be sure to have several songs ready to sing and that everyone in the group knows the songs.

During this time you will also have the puppets sing their song(s). Doing the puppet show in between songs can help keep the children's attention. You are provided with one song for each day. If the children are responding well and enjoying the puppet music, it is okay to perform more than one of the songs and repeat the songs from day to day.

Testimony

The theme for this whole week is following Jesus. Each day you will be sharing stories, songs, crafts, and other activities that help the children understand that God has a perfect plan for our lives which we interrupt through sin. They will learn that Jesus came to save us from sin and restore us to a new life with God. Obviously, the decision to follow Christ is an incredibly personal decision. It is important that the children and youth who attend your Rainbow Express understand that a personal relationship with Christ is a very important reality for the members of your group. Every day during the opening time one or two members of your group can share a short version of their testimony in front of the large group. The goal is to let the children see how listening and obeying as God has spoken in your life has made a practical and meaningful difference. *(For help on sharing in a way that will be age-appropriate and meaningful with children, each person who plans to give their testimony should read the sheet Tips on Preparing Your Testimony in the training materials section of this packet.)*

Memory Verse Activity

When the Large Group Leader finishes his opening time, the Memory Verse Teacher will come to the front to lead the memory verse activity. The large group memory verse activity for day

TIP—The Large Group Leader should serve as a sort of “master of ceremonies” to keep each activity flowing smoothly. He should not, however, tell the day's Bible story. That will go much smoother in the small group time. Children listen more attentively in smaller groups.

Day Three

three is “Teams”. Have your poster of the memory verse available. Read through the verse all together several times to practice. Divide your children into teams. Have the teams compete saying the memory verse many different ways: loudest, softest, fastest, slowest, telephone style, English, Spanish, with hand motions, etc.

Introduction of Today’s Story--Building the Foundation

When the memory verse teacher is finished, the Large Group Leader will return to the front to provide a brief introduction to the day’s theme and story. Each day you will re-introduce the concept that the Bible tells us that truth about God’s love and the Savior He sent for us.

Begin by thanking everybody for being at Rainbow Express today. Always be sure to recognize and welcome anybody coming for the first time. As with the previous days, help the children understand that you are here this week with Mission Arlington so they will connect what you do this week with the ongoing ministry happening in their community.

Review what you have learned so far this week. Ask the children questions to help them remember the previous days’ stories and how they connect to the memory verse you are learning this week.

Tell the children that today we’re going to see that the Good News about Jesus is not *one* way to know God and go to Heaven. Knowing Jesus is the *only* way to know God and go to Heaven. It’s important that we understand that knowing Jesus isn’t just one good idea we add into our lives, it’s the very thing that our whole lives are based on.

People talk about lots of different ways to have a relationship with God or to end up in Heaven one day. Ask the children to name some ideas they’ve heard about how somebody can go to Heaven. As always, have some members of your group prepared to help jumpstart the answers if necessary. Typical responses from children will include good behavior, going to church, being baptized, and more depending on what type of religious background, if any, they have.

Explain that ever since people first sinned they have been trying to find ways to save themselves so they can go to Heaven. But the Bible tells us that there is no other way to have a relationship with God but to trust in Jesus to forgive us.

Tell the children that today you are going to learn how Paul explained the Good News to people that were trying to find another way to go to Heaven.

Small Group Story Time

When the Large Group Time is over, divide the children into small groups for story time. The text provided here is to serve as a guide for you while you tell the story. Read it through several times and be able to tell it from memory. It is not important to be able to recite this story word-for-word. Your goal is to be able to relate the story to a level children will understand. Use the wording included here as suggestions to help you make these concepts understood by elementary age children. Feel free to adapt these words to fit well with your own style.

Today’s Story:

This week we are talking about the Good News of Jesus. The first day we learned how Paul met Jesus and learned the Good News that God loved him. Yesterday we learned how Paul risked his own life to help other people know the Good News. Today we’re going to talk again about why that Good News is so special. We’re going to see that trusting and following Jesus is the *only* way to come to God.

Yesterday we talked about Paul traveling to Jerusalem to tell the people there about Jesus. Paul

Day Three

continued travelling and became one of the first *missionaries*. That means he travelled through many different places in the world, always sharing the Good News of Jesus as he went.

Once, Paul travelled with his friend Barnabas to a city called Lystra. The people in Lystra really needed to hear the Good News. They believed in a group of pretend gods. They thought these fake gods would do things for people if people offered gifts to statues of the gods. The one true God sent Paul and Barnabas to Lystra so that they could share the true Good News with them.

One day Paul was teaching a group of people about Jesus. There was a man in the crowd who had been born with feet that did not work correctly. This man had never walked. As Paul was speaking he saw the man listening. Paul could see that the man believed what he was hearing about the one true God. Paul looked directly at the man and said “Stand up on your feet.” In that moment God healed the man’s legs. This man had never been able to walk, but suddenly he jumped up and began to walk around. God had shown His love for us by healing that man.

When the crowd saw what had happened they were amazed. They thought Paul and Barnabas were two of the gods they believed in. The Lystrans used to offer sacrifices to their gods. They thought their gods would be mean to them if they did not. They didn’t even know their gods were pretend. Now that they thought Paul and Barnabas were gods, they prepared to offer sacrifices to them. The rumor that two gods were visiting spread quickly through the city. The Lystran priests brought animals and wreaths to celebrate.

When Paul and Barnabas heard what happened they became very upset. They did not want the Lystrans to think they were gods. They wanted the Lystrans to know the Good News of the one true God. Paul and Barnabas rushed into the middle of the celebrating crowd. They tore their clothing to show how upset they were. “Why are you doing this?” they shouted. “We are only humans like you. We are bringing you good news, telling you to turn from these worthless things to the living God, who made heaven and earth and sea and everything in them.” (*see Acts 14:15, NIV*)

They told the Lystrans that God was working to show the whole world who He is. They explained that God had been showing them His kindness all along by sending rain to make their food grow and helping them to be happy. Even though they explained the truth about God it was hard to keep the Lystrans from believing they were some of the pretend gods.

The Lystrans had believed in other ways to know God for so long it was hard for them to accept the true Good News about Jesus. Paul and Barnabas wanted them to know about the free gift of salvation God offers if we will accept Jesus. We don’t have to offer sacrifices for God’s love, Jesus already gave His life so that we can be forgiven of our sins and come to God.

Paul always taught the people about what Jesus did for all of us. He told the people all about Jesus’ life. He told how Jesus was God’s son. He told how Jesus came and never did anything wrong. Paul explained that Jesus was the only person who had never sinned. Paul told the people about all the amazing things Jesus did, and all the ways that Jesus helped people.

Finally, Paul told of Jesus’ death. He told how Jesus had let soldiers drive big nails into his hands and feet. They nailed Jesus to a wooden cross. Jesus died on that cross. Jesus died so that he could take the punishment for the sin that we do. Paul told how on the third day, Jesus came back to life. Now anybody that wants can ask Jesus to be in his or her life.

We have Paul’s letter *Romans* as part of our Bible. Our memory verse this week comes from Romans. In chapter five of Romans it says:

“Christ died for us at a time when we were helpless and sinful. No one is really willing to die for an honest person, though someone might be willing to die for a truly good person. But God showed His great love for us by sending Christ to die for us while we were still sinners. But there is more! Now

Day Three

that God has accepted us because Christ sacrificed His life's blood, we will also be kept safe from God's anger. Even when we were God's enemies, He made peace with us, because His Son died for us. Yet something even greater than friendship is ours. Now that we are at peace with God, we will be saved by His Son's life. And in addition to everything else, we are happy because God sent our Lord Jesus Christ to make peace with us.”

That is the Good News! Because we have done so many wrong things God has every right to be angry and hate us if He wanted to. That's why Paul wrote we were enemies of God. Instead of hating us though, God loves us and decided to make us friends. He sent Jesus to die for us. Jesus took the punishment you and I deserve so that we can be forgiven and a part of God's family. If you want to know more about the Good News and how to let Jesus be in your life, please ask us. We would love to help you know how.

Each day you will close the story time with an invitation to accept Jesus. Say something like this: God wants everybody to follow Him. The problem is that sometimes we do bad things that the Bible calls sin. A sin is anything that we do that God does not want us to do. God still loves us, even though we sin. That's why Jesus came. Jesus died on the cross to be punished for our sins. Then on the third day He came back to life. Now, for anybody who asks, Jesus will take away our sins and become a part of our lives. He will help us to follow Him. The Bible says that if we believe Jesus in our hearts and follow Him, He will save us from our sin and help us to follow God. Then one day we will be with Him in heaven. Anybody that wants to choose to follow Jesus can do that today. We would love to help you know how.

Prayer Time

Take this time after the story to pray with the children in your small group. Ask them for things they would like to pray about. Tell God how awesome He is. Ask Him to help you and the children in your small group to listen to God and obey Him. Pray that the children in your group will get to know God and feel the love He has for them.

Craft

While still in your small groups, lead the children in making the craft for the day. The craft time is not only a way to reinforce the lesson, but it also allows time to get to know the children in your small group. During this time, ask them questions about their families, friends, and school. Invest in their lives.

Salvation Bracelets

Supplies: For each child—one string or cord for bracelet, and five beads, one each of red, black, white, green, yellow

For instructions on how to make today's craft, see the following pages. Step by step instructions on which order to put the beads on the bracelet and bilingual explanations of the colors' meanings are included. You will also find optional hand out pages to give the children to help them remember the meaning of the bracelet. During this craft you will be explaining God's plan for salvation. It is very important that you approach it with sensitivity to children that may be ready to make decisions to accept Christ. Please spend time in practice and prayer so that you will be ready when the time comes to clearly explain what salvation means.

Memory Verse Activity

Each day the small group time will include a Memory Verse Activity. The Memory Verse time is one of the most important activities of the day. We want these children to remember God's word and why it

Day Three

is important to them. A list of potential activities is included in the Supplements and Handouts portion of this packet. Use a different idea from that list each day to help the children learn the words of the verse and to explain why it applies to their lives. (Some require extra preparation, so be sure to review the list in advance.) The memory verse for this week is:

English: But God showed his great love for us by sending Christ to die for us while we were still sinners. Romans 5:8

TIP—There are one page posters with the memory verse for older and younger children in English and in Spanish in the Supplements and Handouts portion of this packet. Having a copy of the one page memory verse poster with you can help you teach the verse.

Spanish: Pero aunque nosotros todavía éramos pecadores, Dios nos demostró su gran amor al enviar a Jesucristo a morir por nosotros. Romanos 5:8

Wrap Up

Each day you will end your Rainbow Express in a second large group session. Have all the children return to the tarp where you started. Sometimes the movement from small groups to large group becomes distracting, especially to younger children. If you find your children becoming noisy as you return to your large group, consider singing a few songs to help everybody focus again.

The last thing you will do before games and snacks is to review the memory verse and the day's lesson. Have the large group leader give a brief re-telling of the day's story. As you tell the story, frequently pause to let the children answer questions and fill in the blanks about the lesson. When you finish reviewing the story, have everybody say the memory verse together one last time. After reviewing the memory verse, pray before dismissing to game time and snacks.

Game Time/Snacks

When you are finished, pray together and be ready to play games until the end of the Rainbow Express program. After the game time, pass out snacks, clean up the area, and walk everyone home. Return to Mission Arlington to turn in your materials and attendance sheet.

Day Three Craft

Note-When explaining the meanings of the colors refer to the bead and the sin it represents as dark rather than black.

DARK- This reminds us of sin. Sin is anything we do that is not what God wants us to do. The Bible says that everyone has sinned.

OSCURO- Este representa el pecado. El pecado es cualquier cosa que hacemos que no complace a Dios. La Biblia nos dice que todos hemos pecado.

TIP—This page is given for small group leaders to use as a guide to help them when explaining the meanings of the colors. The next two pages are intended as optional extras you can send home with your Rainbow Express students to help them remember the meaning of the necklace.

RED- This reminds us of Jesus' blood. Jesus was God's Son and He died on the cross to pay the punishment for our sins.

ROJO- Este representa la sangre de Jesús. Jesús es el Hijo de Dios y El murió en la cruz para pagar por las consecuencias de nuestros pecados.

WHITE- This reminds us of our new lives. The Bible says that after we have accepted Jesus, we are brand new. He cleans out the sin that was in us. Jesus is in our lives! He will never leave!

BLANCO- Este representa nueva vida. La Biblia dice que al aceptar a Jesús como nuestro Salvador, somos hechos nuevos. El limpia el pecado que estaba dentro de nosotros. ¡Esto es porque Jesús esta en nuestras vidas!

GREEN- This reminds us that we are to grow as a Christian. In order to grow in our relationship with God, we need to pray, read the Bible, and hang out with other Christians by coming to Bible Study.

VERDE- Este representa crecimiento como Cristiano. Para crecer necesitamos tener una relación con Dios. Esto es posible orando, leyendo la Biblia, y teniendo convivió con otros Cristianos por venir al Estudio Bíblico.

YELLOW- This reminds us of Heaven! The Bible says that every person who has trusted Jesus to be his or her Savior will spend forever in Heaven with Him.

AMARILLO- Este representa el cielo. La Biblia nos dice que cada persona que ha puesto su fe en Jesús como Salvador estará por toda la eternidad en el cielo a lado de El.



dark

Sometimes I do bad things that make God sad.

A veces hago cosas malas que no le gustan a Dios.

red

Jesus loves me, so He died on the cross to help me.

Jesús se murió en la cruz por mí porque me ama.

white

Jesus can take away all the bad things I do.

Jesús puede quitar todas las cosas malas que hago.

green

I can follow Jesus and learn to be more like Him.

Yo puedo seguir a Jesús y aprender ser mas como El.

yellow

One day I will be with Jesus in Heaven.

Un día estaré en El Cielo con Jesús.



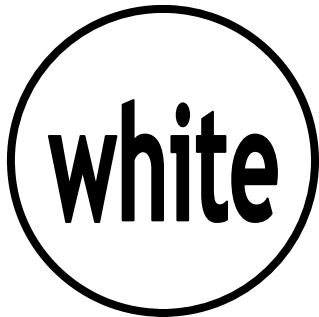
Everyone has sinned. No one measures up to God's glory.
Romans 3:23

Pues todos han pecado y están privados de la gloria de Dios.
Romanos 3:23



But here is how God has shown his love for us. While we were still sinners, Christ died for us. Romans 5:8

Pero Dios demuestra su amor por nosotros en esto: en que cuando todavía éramos pecadores, Cristo murió por nosotros. Romanos 5:8



Anyone who believes in Christ is a new creation. The old is gone! The new has come! 2 Corinthians 5:17

Por lo tanto, si alguno está en Cristo, es una nueva creación. ¡Lo viejo ha pasado, ha llegado ya lo nuevo! 2 Corintios 5:17



You are the children that God dearly loves. So be just like Him. Ephesians 5:1

Por tanto, imiten a Dios, como hijos muy amados. Efesios 5:1



[Jesus said] "In my Father's house are many rooms; if it were not so, I would have told you. I am going there to prepare a place for you. And if I go and prepare a place for you, I will come back and take you to be with me that you also may be where I am." John 14:2-3

En el hogar de mi Padre hay muchas viviendas; si no fuera así, ya se lo habría dicho a ustedes. Voy a prepararles un lugar. Y si me voy y se lo preparo, vendré para llevármelos conmigo. Así ustedes estarán donde yo esté. Juan 14:2-3

Day Four

- Large Group
 - Songs
 - Puppets
 - Testimony
 - Memory Verse: Next Word Relay
- Small Group
 - Story: Paul explains saving faith to the Phillipian jailer
Scripture for today's story: Acts 16:16-36
 - Memory Verse Review
- Large Group
 - Story review questions

S
U
M
M
A
R
Y

Pre-Rainbow Express Gathering

You will begin each day by knocking on doors and then playing games to help attract children to your Rainbow Express.

Song Time/Puppets

When it is time to begin your activities, have all the children sit down in a large group. It would be helpful to bring a tarp for them to sit on. When the children are together and seated on the tarp, begin your song time.

The Song Leader will come to the front of the group to lead songs. One or two others may also want to come to the front to help show motions. Be sure to have several songs ready to sing and that everyone in the group knows the songs.

During this time you will also have the puppets sing their song(s). Doing the puppet show in between songs can help keep the children's attention. You are provided with one song for each day. If the children are responding well and enjoying the puppet music, it is okay to perform more than one of the songs and repeat the songs from day to day.

Testimony

The theme for this whole week is following Jesus. Each day you will be sharing stories, songs, crafts, and other activities that help the children understand that God has a perfect plan for our lives which we interrupt through sin. They will learn that Jesus came to save us from sin and restore us to a new life with God. Obviously, the decision to follow Christ is an incredibly personal decision. It is important that the children and youth who attend your Rainbow Express understand that a personal relationship with Christ is a very important reality for the members of your group. Every day during the opening time one or two members of your group can share a short version of their testimony in front of the large group. The goal is to let the children see how listening and obeying as God has spoken in your life has made a practical and meaningful difference. *(For help on sharing in a way that will be age-appropriate and meaningful with children, each person who plans to give their testimony should read the sheet Tips on Preparing Your Testimony in the training materials section of this packet.)*

Memory Verse Activity

When the Large Group Leader finishes his opening time, the Memory Verse Teacher will come to the front to lead the memory verse activity. The large group memory verse activity for day four

TIP—The Large Group Leader should serve as a sort of “master of ceremonies” to keep each activity flowing smoothly. He should not, however, tell the day's Bible story. That will go much smoother in the small group time. Children listen more attentively in smaller groups.

Day Four

is “Next Word Relay”. Have your poster of the memory verse available. Read through the verse all together several times to practice. Divide the children into two or more teams. Then, split each team in half. Have the two halves face each other in a single file line, about ten feet apart. Have the first person on the team say the first word of the verse. That player then runs across and tags the first player in the line facing them. The first player then runs to the back of that line. The second player then says the next word in the verse, then runs across to tag the player on the opposite line. Keep going until each team has said the whole verse. You may want to bring a stopwatch to time the children and see which team can do it the fastest.

Introduction of Today’s Story--Building the Foundation

When the memory verse teacher is finished, the Large Group Leader will return to the front to provide a brief introduction to the day’s theme and story. Each day you will re-introduce the concept that the Bible tells us that truth about God’s love and the Savior He sent for us.

Begin by welcoming everybody to Rainbow Express. As with each day, introduce your whole group and welcome any new people here for the first time. Ask questions to review the week’s stories and memory verse. Take special time to review the plan of salvation learned with yesterday’s bead craft.

Yesterday we learned that Paul was one of the first *missionaries*, somebody who helps other people learn about Jesus. Tell the children that Jesus gave each of us the job of helping other people learn the Good News about Jesus. God wants all of us to be missionaries, too. We have the important job of helping to share the Good News.

Ask the children to give examples of times they have helped spread Good News. Like the previous days, have members of your group ready to help prompt the conversation. Use kid-relatable examples like telling a friend about a field trip coming up, telling a brother or sister about a new baby in the family, etc. Explain to the children that they can share the Good News about Jesus just like they shared those other pieces of Good News.

Have two or three members of your group share a brief (one-to-three minute) testimony of a time they helped another person know Jesus. Finish by explaining that this is the whole reason you have come to Mission Arlington this week. God has called you here to be missionaries to make sure these children get to hear His Good News. Explain after today God is sending you back home to your own towns to continue as missionaries there. God will help these children continue as missionaries here to help their own neighborhood learn the Good News they have learned this week.

Encourage them that God has a special plan to use those that have heard the Good News at Rainbow Express. They are a very important part of the mission to share that Good News with the world around them.

Small Group Story Time

When the Large Group Time is over, divide the children into small groups for story time. The text provided here is to serve as a guide for you while you tell the story. Read it through several times and be able to tell it from memory. It is not important to be able to recite this story word-for-word. Your goal is to be able to relate the story to a level children will understand. Use the wording included here as suggestions to help you make these concepts understood by elementary age children. Feel free to adapt these words to fit well with your own style.

Today’s Story:

We have talked all this week about the Good News about Jesus. We learned that Paul became one of the first missionaries so he could help other people learn the Good News. Paul traveled to many

Day Four

places to talk about Jesus. During one trip Paul and his friend Silas went to the city of Philippi to tell people there how much Jesus loved them. While they were there, some men became very angry with them. These men hated Jesus, just like Paul used to. Paul and Silas were telling people to love Jesus, and that made these men upset.

They grabbed Paul and Silas and stole all their clothes. Then, in front of the whole city, they beat Paul and Silas. They hit them over and over again. Finally, they threw Paul and Silas into jail.

“Don’t let Paul and Silas escape,” they told the jailer. “If they get away, you will get in big trouble.”

The jailer did not want to get in trouble. He put Paul and Silas in the strongest jail. He put chains all around them and locked the door. “They can’t get out of here,” he thought. Then the jailer went to bed.

In the middle of the night, the other prisoners in the jail couldn’t sleep. There was a strange noise keeping them awake. Can you guess what the strange noise was? What noise would you hear in a jail? The prisoners heard happy singing!

Paul and Silas were chained up in their jail, but they were praying and singing. They sang songs about how much they loved God. They prayed and told God how wonderful they thought He was. Over and over, the two men told God in their prayers how much they loved Him. The other prisoners could not believe what they heard. Paul and Silas were chained up in a dark, smelly jail, but they were happy. Paul and Silas could not stop praying. They wanted to tell God more and more how much they loved Him.

Soon another noise joined the singing and praying. It was the sound of breaking walls and shaking metal. An earthquake happened in the jail. The chains around Paul and Silas broke and fell off. The locks broke in the prison. All the jail doors came open.

The loud noise woke up the jailer. He ran into the jail. Even in the darkness, he could see that all the chains and doors were broken. The jailer was very afraid. He knew the prisoners must have escaped. He knew he was going to be in very big trouble.

Then the jailer heard Paul’s voice. “We’re all still here. Don’t be afraid,” Paul shouted.

The jailer was amazed. Paul and Silas did not run away when they could have. They stayed behind so the jailer would not get in trouble. The jailer ran to Paul and Silas. He fell down on the ground in front of them.

“Sirs,” he asked “What can I do to be saved?” The jailer saw that the Good News had changed Paul and Silas. They loved Jesus so much that they wanted other people to know Jesus too. They loved Jesus so much that they even stayed in jail just so other people could have the opportunity to know Jesus. The jailer wanted that kind of Good News in his life too.

Paul and Silas helped the jailer stand up. “Believe in Jesus and you will be saved,” they answered.

The jailer took Paul and Silas to his own house. He gave them clean clothes to wear. He cleaned up their hurts from being beat and thrown into the jail. He invited his whole family to come and listen to Paul and Silas. The jailer wanted everybody in his family to hear about Jesus. Paul and Silas spent the night with the jailer, and his whole family believed in Jesus.

Soon, the news about what happened in the jail got to the men who put Paul and Silas in jail. The mean men decided they should let Paul and Silas go. Paul and Silas continued their trip, still telling everybody they could about Jesus.

Day Four

Paul and Silas were very brave in Philippi. They wanted very much for all the Philippians to love Jesus like they loved Jesus. They also wanted the Philippians to know the Good News that Jesus already loved them. Paul knew how important it is for people who know Jesus to help others know Him too. *Romans* is a letter Paul wrote that is now part of our Bible. In *Romans* chapter 10, Paul wrote that “Scripture says, ‘Everyone who calls on the name of the Lord will be saved.’ How can they call on Him unless they believe in Him? How can they believe in Him unless they hear about Him? How can they hear about Him unless someone tells them?”

God told Paul to write that so all of us can understand how important it is to tell the Good News to others. Think about the people in your life: your friends, your family, and your neighbors. God loves those people. He wants them to know how much He loves them. Just like Paul wrote, how will they know unless somebody tells them? You can tell them!

You’ll never be able to help another person know how much Jesus loves them if you don’t already understand how much Jesus loves *you*. He cares about you so much that He died for you so that you can be forgiven. That’s the best news of all. If you want to know how to believe the Good News and have Jesus in your life, please ask us. We would love to help you know how.

Each day you will close the story time with an invitation to accept Jesus. Say something like this: God wants everybody to follow Him. The problem is that sometimes we do bad things that the Bible calls sin. A sin is anything that we do that God does not want us to do. God still loves us, even though we sin. That’s why Jesus came. Jesus died on the cross to be punished for our sins. Then on the third day He came back to life. Now, for anybody who asks, Jesus will take away our sins and become a part of our lives. He will help us to follow Him. The Bible says that if we believe Jesus in our hearts and follow Him, He will save us from our sin and help us to follow God. Then one day we will be with Him in heaven. Anybody that wants to choose to follow Jesus can do that today. We would love to help you know how.

Prayer Time

Take this time after the story to pray with the children in your small group. Ask them for things they would like to pray about. Tell God how awesome He is. Ask Him to help you and the children in your small group to listen to God and obey Him. Pray that the children in your group will get to know God and feel the love He has for them.

Craft

While still in your small groups, lead the children in making the craft or filling out the activities packet for the day. The craft time is not only a way to reinforce the lesson, but it also allows time to get to know the children in your small group. During this time, ask them questions about their families, friends, and school. Invest in their lives. For today’s craft time you will give each child an activity packet with pictures to color and various puzzles to solve.

Supplies needed: crayons, 1 activities packet for each child

Note—an activities packet for days 1, 2, & 4 is included in the Supplements and Handouts portion of this curriculum. These pages are copyright free and available for reproduction. You may also find additional resources such as more coloring pages by searching on-line or using Bible coloring books. We will have some copies of these types of additional materials available for you here during your trip. Day 3 you will be making a bead necklace to share the plan of salvation instead of packets.

Memory Verse Activity

Each day the small group time will include a Memory Verse Activity. The Memory Verse time is one of the most important activities of the day. We want these children to remember God’s word and why it

Day Four

is important to them. A list of potential activities is included in the Supplements and Handouts portion of this packet. Use a different idea from that list each day to help the children learn the words of the verse and to explain why it applies to their lives. (Some require extra preparation, so be sure to review the list in advance.) The memory verse for this week is:

English: But God showed his great love for us by sending Christ to die for us while we were still sinners. Romans 5:8

TIP—There are one page posters with the memory verse for older and younger children in English and in Spanish in the Supplements and Handouts portion of this packet. Having a copy of the one page memory verse poster with you can help you teach the verse.

Spanish: Pero aunque nosotros todavía éramos pecadores, Dios nos demostró su gran amor al enviar a Jesucristo a morir por nosotros. Romanos 5:8

Wrap Up

Each day you will end your Rainbow Express in a second large group session. Have all the children return to the tarp where you started. Sometimes the movement from small groups to large group becomes distracting, especially to younger children. If you find your children becoming noisy as you return to your large group, consider singing a few songs to help everybody focus again.

The last thing you will do before games and snacks is to review the memory verse and the day's lesson. Have the large group leader give a brief re-telling of the day's story. As you tell the story, frequently pause to let the children answer questions and fill in the blanks about the lesson. When you finish reviewing the story, have everybody say the memory verse together one last time. After reviewing the memory verse, pray before dismissing to game time and snacks.

Game Time/Snacks

When you are finished, pray together and be ready to play games until the end of the Rainbow Express program. After the game time, pass out snacks, clean up the area, and walk everyone home. Return to Mission Arlington to turn in your materials and attendance sheet.

Section Four

Supplements and Handouts

Reproducible
crafts, song
lyrics, games,
memory verse
activities,
and more

SONGS: Use these suggested songs during your opening song time. Feel free to add any fun Christian children's songs that you know too.

1. Bubbling

It's bubbling, it's bubbling,
it's bubbling in my soul
There's singing and laughter
since Jesus made me whole
Folks don't understand it,
I cannot keep it quiet!!
It's bubbling, bubbling, bubbling,
bubbling, bubbling day and night

2. Come and Go with Me

Come and go with me to my Father's house
Come and go with me to my Father's house
It's a big, big house with lots and lots of room
A big, big table with lots and lots of food
A big, big yard where we can play football
A big, big house, it's my Father's house

3. Deep and Wide

Deep and wide, deep and wide
There's a fountain flowin' deep and wide
Deep and wide, deep and wide
There's a fountain flowin' deep and wide

4. Do You Love my Jesus

Deep, deep Ohhh deep down down
Deep down in my heart, I love you Jesus
Deep, deep Ohhh deep down down
Deep down in my heart
Do you love my Jesus deep down in your heart?
Yes I love my Jesus deep down in my heart!

5. Father Abraham

Father Abraham had many sons
Many sons had Father Abraham
I am one of them, and so are you
So let's just praise the Lord - Right Arm!

...Left arm, right foot, left foot, nod your head,
turn around, sit down!

6. God Is So Good

God is so good, God is so good,
God is so good, He's so good to me

He answers prayer...
I love Him so....

7. Give Me Oil in my Lamp

Give me oil in my lamp,
Keep me burning, burning, burning
Give me oil in my lamp, I pray
Give me oil in my lamp,
Keep me burning, burning, burning
Keep me burning til the break of day

Sing Hosanna, sing Hosanna,
Sing Hosanna to the King of Kings
Sing Hosanna, sing Hosanna,
Sing Hosanna to the King

Give me gas in my Ford,
Keep me truckin' for the Lord...
Give me wax on my board,
Keep me surfen' for the Lord...
Give me umption in my gumption,
Make me function, function, function....

8. The B-I-B-L-E

The B-I-B-L-E, yes that's the book for me
I stand alone on the Word of God
The B-I-B-L-E

9. He's a Peach of a Savior

He's a peach of a Savior
He's the apple of my eye
He prunes away the branches
when my branches get too high
He stomps my grapes of wrath
when my life gets too tough
That's why I'm bananas for the Lord
He's the vine and we're the branches
He's the vine and we're the branches
He's the vine and we're the branches
That's why I'm bananas for the Lord

10. I'm All Wrapped Up

I'm all wrapped up, I'm all tied up,
I'm all tangled up in Jesus
I'm all wrapped up, I'm all tied up,
I'm all tangled up in God
I'm all wrapped up, I'm all tied up,
I'm all tangled up in Jesus
I'm all wrapped up, tied up, tangled up in God

11. I'm Gonna Sing, Sing, Sing

I'm gonna sing, sing, sing
I'm gonna shout, shout, shout
I'm gonna sing, I'm gonna shout, Praise the Lord
When those gates are opened wide
I'm gonna sit by Jesus' side
I'm gonna sing, I'm gonna shout, Praise the Lord

12. I'm in the Lord's Army

I may never march in the infantry,
ride in the cavalry, shoot the artillery
I may never fly o'er the enemy
But I'm in the Lord's army, Yes sir!
I'm in the Lord's army, Yes sir!
I'm in the Lord's army, Yes sir!
I may never march in the infantry,

SONGS: Use these suggested songs during your opening song time. Feel free to add any fun Christian children's songs that you know too.

ride in the cavalry, shoot the artillery
I may never fly o'er the enemy
But I'm in the Lord's army

13. I've Got a River of Life
I've got a river of life flowing out of me
Makes the lame to walk and the blind to see
Opens prisoners' doors, sets the captives free
I've got a river of life flowing out of me
Spring up oh well (gush gush gush gush)
within my soul
Spring up oh well (splish splash) and make me
whole
Spring up oh well (whoosh) and give to me
That life abundantly

14. I've Got Joy Down in my Heart
I've got joy down in my heart
Deep deep down in my heart
Spell it J-O-Y Down in my heart
Deep deep down in my heart
Who put it there? Jesus put it there
And nothing can destroy it,
destroy it, destroy it – UGH!
I've got joy down in my heart
Deep deep down in my heart

15. I've Got Peace Like a River
I've got peace like a river, I've got peace like a
river
I've got peace like a river in my soul
I've got peace like a river, I've got peace like a
river
I've got peace like a river in my soul
I've got love like a mountain.....
I've got joy like a fountain.....
I've got peace, love, and joy
like a river mountain fountain.....

16. I Have So Much
I have so much, so much, so much, so much, so
much, so much, so much, so much, so much, so
much,
so much, so much, so much (clap) to be thankful
for. (REPEAT)
I have Jesus to be thankful for.....
I have the Bible to be thankful for.....
I have you to be thankful for.....

17. Little Square Box
If I had a little square box to put my Jesus in,
I'd take Him out and hug His neck
and share Him with a friend
But if I had a little square box
to put the devil in,

I'd take him out and STOMP HIS FACE
and put him back again.

18. I've Got the Joy, Joy, Joy, Joy
I've got the joy, joy, joy, joy down in my heart
Where? Down in my heart
Where? Down in my heart
I've got the joy, joy, joy, joy down in my heart
Down in my heart to stay
And I'm so happy, so very happy
I've got the love of Jesus in my heart
Down in my heart
And I'm so happy, so very happy
I've got the love of Jesus in my heart

And if the devil doesn't like it
he can sit on a tack! Ouch!.....
And if the devil doesn't like it
he can swallow a bomb! Boom!.....
And if the devil doesn't like it
he can fall off a cliff! Ahhh!.....
I've got the wonderful love of my blessed
redeemer way down in the depths of my heart....

19. If You're Happy and You Know It
If you're happy and you know it clap your hands
If you're happy and you know it clap your hands
If you're happy and you know it
then your face will surely show it
If you're happy and you know it clap your hands
If you're happy and you know it
stomp your feet...
If you're happy and you know it say Amen...
If you're happy and you know it Praise the Lord...
If you're happy and you know it say Yee-Haw...

20. Jesus in the Morning
Jesus, Jesus, Jesus in the morning
Jesus at the noon time
Jesus, Jesus, Jesus when the sun goes down

Love Him....
Serve Him...
Praise Him...
Share Him...
Thank Him...

21. Jesus Is my Rock
Jesus is my Rock, and He rolls my blues away
Bop shoe Bop Shoe Bop Woo!! (Repeat 2x)

22. Jesus Loves Me
Jesus loves me this I know,
for the Bible tells me so
Little ones to Him belong

SONGS: Use these suggested songs during your opening song time. Feel free to add any fun Christian children's songs that you know too.

They are weak but He is strong
Chorus:
Singing na na na na na na na na- Heh!
Na na na na na na na na- Huh!
Yes, Jesus loves me, Yes, Jesus loves me,
Yes, Jesus loves me, The Bible tells me so

Jesus loves me when I'm good
When I do the things I should
Jesus loves me when I'm bad
Though it makes Him very sad
(Chorus)

23. My God Is So Big
My God is so big, so strong and so mighty
There's nothing my God cannot do
My God is so big, so strong and so mighty
There's nothing my God cannot do
The mountains are His, the rivers are His
The stars are His handiwork too
My God is so big, so strong and so mighty
There's nothing my God cannot do, for you

24. No One That I Know
No one that I know walks like you,
Talks like you, or looks like you
No one that I know is like you
No one else does what you do

25. Sheep Song
I wanna be a sheep baa baa,
I wanna be a sheep baa baa
Cuz Jesus loves sheep
I wanna be a sheep baa baa
I don't wanna be a goat nope nope
I don't wanna be a goat nope nope
Cuz there ain't no hope for goats
I don't wanna be a goat nope nope

26. Satan Didn't Like It
Satan didn't like it when we
Came outta the wilderness
Came outta the wilderness
Came outta the wilderness
Satan didn't like it when we
Came outta the wilderness
Walkin' with the Lord, Walkin' with the Lord
Walkin' with the Lord
Satan didn't like it when we
Came outta the wilderness
Walkin' with the Lord

Swimmin' with the Lord...
Dancin' with the Lord...

27. Shake a Friend's Hand
Shake a friend's hand,
Shake the hand next to you
Shake a friend's hand and sing along
Shake a friend's hand,
Shake the hand next to you
Shake a friend's hand and sing,
Sing a ha-la-la-la-la-la-leluah,
Ha-la-la-la-la-leluah (repeat)

Scratch a friend's back, ...
Hug a friend's neck...

28. Swing Low, Sweet Chariot
Swing low, sweet chariot
Comin' fo' to carry me home
Swing low, sweet chariot
Comin' fo' to carry me home

29. On a Day Like This
On a day like this (clap, clap)
On a day like this (clap, clap)
On a day like this (clap) Ohhhhhhhh
I need the Lord to help me
On a day like this (stomp, stomp, clap, clap)
On a day like this (stomp, stomp, clap, clap)
On a day like this (stomp, clap) Ohhhhhhhh
I need the Lord to help me

On a day like this (toot, toot, stomp, stomp, clap, clap)...
On a day like this (pat, pat, toot, toot, stomp, stomp, clap, clap)...
On a day like this (bounce, bounce, pat, pat, toot, toot, stomp, stomp, clap, clap)

30. The Fruit of the Spirit
The fruit of the Spirit's not a banana
The fruit of the Spirit's not a banana
If you wanna be a banana
You might as well hear it
You can't be a fruit of the Spirit
Cuz the fruit is love, joy, peace and patience,
kindness, goodness, faithfulness, gentleness and
self control
The fruit of the Spirit's not a coconut...
The fruit of the Spirit's not a lemon...

31. This is the Day
This is the day, this is the day
That the Lord has made, that the Lord has made
I will rejoice, I will rejoice
And be glad in it, And be glad in it

SONGS: Use these suggested songs during your opening song time. Feel free to add any fun Christian children's songs that you know too.

This is the day that the Lord has made
I will rejoice and be glad in it
This is the day, this is the day
That the Lord has made

32. **This Little Light of Mine**
This little light of mine, I'm gonna let it shine
This little light of mine, I'm gonna let it shine
This little light of mine, I'm gonna let it shine
Let it shine, let it shine, let it shine
Hide it under a bush, oh no!
I'm gonna let it shine
Hide it under a bush, oh no!
I'm gonna let it shine
Hide it under a bush, oh no!
I'm gonna let it shine
Let it shine, let it shine, let it shine

Won't let satan blow it out,
I'm gonna let it shine

33. **Walk, Walk, Walk, Walk in the Light**
It's a great day to praise the Lord.
It's a great day to praise the Lord.
It's a great day to praise the Lord.
Walking in the Light of Love.
Walk, walk, walk, walk in the light (Hey!)
Walk, walk, walk, walk in the light (Hey!)
Walk, walk, walk, walk in the light (Hey!)
Walking in the Light of Love.

It's a great day to hug a neck...
It's a great day to say "Amen!"...

34. **What a Mighty God We Serve**
What a mighty God we serve
What a mighty God we serve
Angels bow before Him
Heaven and earth adore Him.
What a mighty God we serve.

35. **Who's the King of the Jungle?**
Who's the king of the jungle? ooo ooo
Who's the king of the sea?
wiggie wiggie wiggie
Who's the king of the universe,
and who's the king of me?
I tell you J-E-S-U-S! Yes!
He's the King of me
He's the king of the universe,
the jungle, ooo ooo
and the sea. wiggie wiggie wiggie

36. **With Jesus in your Boat**
With Jesus in your boat,
you can smile through the storm
Smile through the storm,
smile through the storm
With Jesus in your boat,
you can smile through the storm
When you're sailing home
Sailing, sailing home, sailing, sailing home
With Jesus in your boat, you can smile through
the storm when you're sailing home

GAMES: These games are just suggestions to help you get started. Feel free to incorporate other children's games you think will work well.

Big, Bad Wolf: Have the children stand in a line at one end of the game area. One leader or child is the “Big, Bad Wolf” and will stand at the other end of the area with her back to the children. In unison, the children shout, “What time is it Mr. Wolf?” The wolf answers with an hour, “4 o’clock”, for example. The children take that number of steps forward. If the wolf said “4 o’clock,” the children would take 4 steps toward the wolf. When the wolf thinks the children are close enough to her, she answers their question with, “It’s eating time!” Then she chases them back to their starting line. Anyone she tags joins her as a wolf. The game ends when all but one participant has been tagged.

Knots: Direct children to stand in a circle, then tell them to join right hands with someone across from them. While maintaining that grip, each person should grab a different person’s left hand. No one should join hands with a person immediately beside him or her. The objective of the game simply is to untangle masses of arms, legs, and bodies without releasing hand grips. Twisting or adjusting a grip is permissible and needed to prevent impossible movements of joints! Untangling the knot may take time, but usually a single large circle or two small ones (interconnected) are formed. If, after a reasonable amount of time, the group is still helplessly tangled, direct two participants to drop each other’s hands. Doing so will permit a quick solution.

Overall Understanding: Players are divided into two teams. Teams line up in parallel rows with players standing behind one another. The first player on each team is given a beach ball, or balloon. When the leader says, “Go,” the first player on each line passes the ball backward over her head to the second player. The second player passes the ball under his legs to the next person in line, and so forth. The ball continues to be passed backward down the line, alternately over and under, until it reaches the last player. The last player, receiving the ball, runs to the front of his or her line and begins to pass the ball back again. This continues until every player on the line has a chance to be at the beginning. The team whose first player gets to the front of the line again is the winner.

PREPARATION TIP—Once children get “wound up”, it can be tough to get them “wound down” again. Games time is an important bonding opportunity between you and the children. Don’t use games that are too rough or that could become a distraction: Red Rover, roughhousing, etc.

Parachute: You will have a tarp with you to use for the children to sit on each day. The tarp can double as a “parachute”. Have the kids stand on all sides of the tarp and hold it at waist level. Each side of the tarp is a team, making four teams. Put a beach ball on the tarp. Have the kids shake the tarp. They should try to shake the tarp so that the beach ball falls off another team’s side. Whenever the beach ball falls off the tarp, the team on that side gets a point. The team that has the fewest points at the end of the game wins.

People to People: Tell everyone to find a partner and choose one person to lead the game. The leader yells a body part, and the players will touch each other using that part. For example, the leader might say, “knee to knee,” and the partners will touch knees. After several rounds, the leader will yell, “people to people,” and everyone has to find a new partner. The leader also runs into the crowd and finds a partner. Whoever is left without a partner is the new leader.

Sharks and Minnows: You will need a good size running area for this game. Have the children line up along one side of the area. They are the “minnows”. Have the leader stand in the middle of the area. The leader is the shark. When the shark yells “Go!”, the minnows run to the other end of the area. The shark runs around and tags as many minnows as possible before they reach the other end of the field. When a minnow is tagged, he or she must freeze wherever tagged. When all of the untagged minnows reach the end of the area, the shark yells, “Go!” again. This time the shark and the frozen minnows may tag the runners. The game continues until there is only one minnow left. That minnow is the winner and begins the next game as the shark.

Everybody’s It Tag: There are two rules: (1) everybody is It, and (2) when a player is tagged, he or she is frozen. Have everyone stand in a circle. Then the leader shouts “Everybody’s it!” and the game starts (and quickly ends).

GAMES: These games are just suggestions to help you get started. Feel free to incorporate other children's games you think will work well.

Hospital Tag: The first time a player is tagged, she puts her hand on the part of herself that was tagged. The second time she is tagged, she must put her other hand on that area. The third time, because she is out of hands, she must sit down.

Freezer/Defroster Tag: A tagged player must freeze with his hands and feet on the ground and his back to the sky. He can move again when another player crawls between his hands and feet.

Trust Walk: Chose a landmark in your area to be the "goal" of this game. A mailbox or tree will probably be readily available for this purpose. Blindfold one player and choose another player to be the "guide." Have the rest of the children scatter themselves between the blindfolded person and the goal. The guide leads the blindfolded person through all the people to the goal while the children in the way will call out other directions. The blindfolded player must listen carefully to the guides instructions. Let the children take turns being blindfolded and being the guide.

Circle Spot Rush: All players stand in a circle, arms' length apart, facing inward. In the center of the circle are small markers (paper plates, pieces of construction paper, etc.). The number of markers is always one less than the number of players. The leader of the game stands just outside the circle and calls out various types of movement: run, skip, hop, etc. The players move clockwise around the circle in the way directed by the leader. The game leader can also call out *stop* (all players freeze wherever they are) or *about face* (players continue to move in the same manner but reverse directions). When the game leader yells *rush* all players run to the center of the circle and try to stand on one of the markers. Whichever player does not stand on a marker is eliminated. One marker is removed and play continues. The object of the game is to be the last player remaining.

Animal Relay: Each small group will be a team. Teams stand in single file lines, facing a finish line about fifty feet away. The first player runs across the finish line, runs back, tags the next player, and goes to the end of the line. The relay continues until each player has run twice. While they run the game leader calls out various animals. All players must run like that animal until the next one is called. The first team to have all their players finish twice wins.

Sit Down Volleyball- *materials needed: beach ball:* Divide all players into two equal teams. Have the two teams sit down indian-style facing each other in two to four rows. The object of the game is to get the ball behind the other team. One person throws the ball up in the air and the two teams hit the ball back and forth until one team hits it over the heads of the other team and it lands behind them. Score just like regular volleyball. The catch is that both teams have to stay seated throughout the entire game. You can add variety to the game by having each team use only one hand or sitting with teams backs toward each other instead of facing each other.

Elbow Tag: Assign all players a partner. Spread pairs out evenly across the playing area. Have the pairs link arms. Choose one pair to start out as the chaser "It", and the chasee. Just like regular tag, It tries to tag the chasee. If the chasee is tagged, he or she in turn becomes it and the chase reverses. The chasee's goal is to link with another player. When the chasee links arms with one side of a pair, the other player must unlink, becoming the chasee.

PUPPETS

Remember that you can borrow puppets from Mission Arlington / Mission Metroplex if you do not have any.

More than two decades ago, we learned that puppets have a power to draw people. Obviously a simple puppet show holds the most charm for young children. You will be amazed, however, how many parents, grandparents, aunts, and uncles will come to watch puppets just because they are curious. This gives you a great opportunity to connect with them and potentially share the gospel. So don't be afraid to try using them, even if you never have before. Here are some tips on how easily incorporate puppets into your Rainbow Express program:

SONG TIME—Have the puppets sing along with the songs. This is fun for young children.

MEMORY VERSE—Have the puppets help teach the memory verse. We have found it to be especially helpful to have the children teach the memory verse to the puppets. Let the puppets “play dumb” so that it takes them several tries to learn it.

GATHERING—Have the puppets going while you are out knocking on doors and taking attendance. You will find the puppet show attracts plenty of curiosity.

CLOSING TIME—Have the puppets ask the review questions in the final large group time. Alternatively, you could have the puppets give funny answers to the review questions asked and let the children help correct them.

PUPPET CONCERTS—One of the simplest and surprisingly effective ways to use puppets is to let them give a one or two song “concert” each day during your Rainbow Express program. You will be given a CD of four songs while you are at Mission Arlington, each of which will incorporate thematically with one of the days of Rainbow Express. Use these as the final song from each day's puppet concert and as a segue to introduce the days' topic. You can add your own songs too. We have had great response with upbeat Christian music, especially if there is an easy chorus the kids can catch on to and sing along with. Songs like “Get Down” or “Big House” by Audio Adrenaline, “Dive” by Steven Curtis Chapman, “Shine” or “He Reigns” by the Newsboys, and a huge number of others by artists like David Crowder, The Supertones, and more are fun songs to do with puppets.

A NOTE ON PUPPET MUSIC—It is very important to remember that some songs that might be youth group favorites may be more likely to drive away than attract some parents. Keep in mind that the goal is to find opportunities to interact with all age groups, not just children and teenagers. We recommend not using some of the “rockier” Christian music out there, such as Thousand Foot Krutch or some Tobymac. Don't forget that the music is for the residents of the apartments, not for our personal listening pleasure. If you would like to purchase more puppet music, the CDs we will loan you while you are here are from a series called RPM-Righteous Pop Music. You can order from them online from the company that produces them at onewaystreet.com.

PREPARATION TIP: Print the lyrics to each of the four puppet songs. Taping these sheets to the inside of your puppet stage will help you as you perform. If you do not have a puppet stage you can easily make one out of a large cardboard box (at Mission Arlington we use refrigerator boxes or washer/dryer boxes). Just cut and unfold the box and then decorate the front with butcher paper, spray paint, or any other way that you would like. If you are not able to make one, you may borrow one from Mission Arlington / Mission Metroplex while you are here.



PUPPETS DAY ONE

You Oughta be a Christian *to the tune of Girlfriend, by Avril Lavigne*

Hey! Hey! You! You!
 You oughta be a Christian!
 Your heart! Your heart!
 I think you need a new one
 Hey! Hey! You! You!
 You oughta be a Christian!

Hey! Hey! You! You!
 You know that you need God
 No way! No way!
 Can't make it without Him
 Hey! Hey! You! You!
 You oughta be a Christian!

He's the one, God's only son
 He's so amazing
 I think about him all the time
 I'm always praising
 Don't you know what He can do to make you feel alright? (alright)
 Don't you know that he died on the cross for ya?
 And his love is so great it's gonna floor ya
 So if you will turn to him, He'll turn your wrong to right (right)

His love lasts forever
 Makes your life so much better
 I think you should get together now
 And that's what God's Word is talking 'bout!

Can't you see Him reaching, see him reaching out to you
 And even when you run away from him, He still loves you
 And He is knocking on your heart's door again and again

So come over here, if you have two ears to hear
 Make the Lord Jesus make your sin disappear
 And you will never have to be afraid ever again

No one can, no one can do it better
 There's no one other, so when's it gonna sink in
 That you need Him, and He knows what your thinking

PUPPETS DAY TWO—

I Love Jesus Christ—to the tune of *I love Rock 'n Roll* by *The Arrows*

I heard how Christ could make my spirit clean
 He saved me back when I was just seventeen
 I'm weak, but he is strong
 He gave me a brand new song
 And I know it won't be long
 Till he comes for me, yeah, me
 And everywhere I go, He's here with me
 Yeah, me, singin'

 I love Jesus Christ
 I'll tell everyone about Him, baby
 I love Jesus Christ
 So come on and worship Him with me Ow!

 So every day I pray in Jesus' name
 No matter what, He'll always be the same
 He's made my heart his home, so I'll never be alone
 And I'm telling everyone that they can be free, yeah free
 Because He gave his life for you and me, you and me, singin'

 I love Jesus Christ
 I'll tell everyone about Him, baby
 I love Jesus Christ
 So come on and worship Him with me Ow!
 I love Jesus Christ
 I'll tell everyone about Him, baby
 I love Jesus Christ
 So come on and worship Him with me Ow!
 I love Jesus Christ
 I'll tell everyone about Him, baby
 I love Jesus Christ
 So come on and worship Him with me Ow!
 I love Jesus Christ
 I'll tell everyone about Him, baby
 I love Jesus Christ
 So come on and worship Him with me Ow!

PUPPETS DAY THREE—

You must be born again—*to the tune of Wont Get Fooled Again by The Who*

There's rejoicing in the streets
 And we worship at his feet
 'Cause the sins we have committed are all gone
 And the Christ who leads us on
 He has cleansed us from all wrong
 We are free and believers sing the song

Every knee, everyone, every nation
 Will all bow to the God of Creation
 Gotta spread the good news all around
 To let him in your heart today
 'Cause Christ is the only way
 Better get on your knees and pray
 You must be born again

The change, it has to come
 Confess what you've done wrong
 And He'll come into your heart where He belongs
 And you'll never be the same
 'Cause your heart and life are changed
 It's for you that God gave his only son

chorus

PUPPETS DAY FOUR—

Witness in the Streets—*to the tune of Dancing in the Streets*
by Van Halen

Callin' out around the church
Are you sharing with the folks you meet?
God is love and the time is now
To witness in the streets
Lets witness in our school, now
At the workplace too
Everywhere we go

All we need is Jesus, sweet Jesus
Gotta share him everywhere
There'll be blessings given and sins forgiven
When we witness in the streets, oh witness in the streets

It doesn't matter what we've done
'Cause God's grace is for everyone
So come on, every boy and every girl
Spread the news around the world
We're gonna witness
Witness in the streets

It's just an invitation
To free salvation
Let's be his hands
It's our holy mission, our great commission
To witness in the streets
In the USA
Europe, Asia, and Africa
And in Latin America

chorus


The Good News

Activity Packets

Handouts with coloring pages and other activities for days 1, 2, and 4 (day 3 you will be making a bracelet instead)

Saul meets Jesus





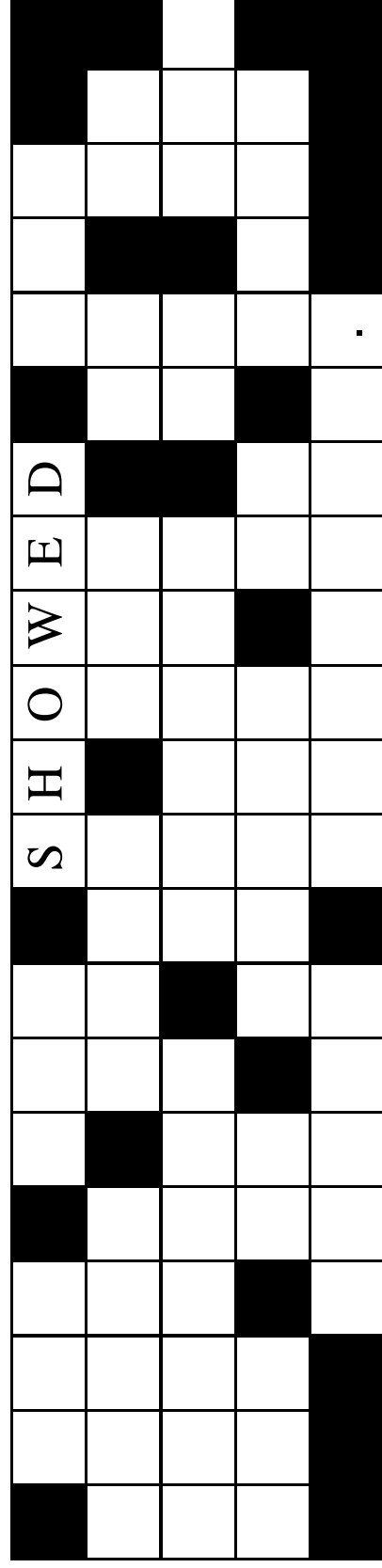
God sent Ananias to
tell Saul the Good
News about Jesus

Saul Meets Jesus

T A B E H F S Q P Y L Q Z V H
H Q N Q T E C A Z F E U Z K P
G Y T A C U U F O R G I V E B
I X S I N L C S J N D P E E E
L U O Z S I J E Y E A U S G L
W V P J U H A B S A S L K V I
D V K H C R R S T R W U P R E
S J D U S Q Q G D N E E S U V
A Y L J A B T P I S P P H N E
U D K R M G D A I V I R A T C
L T T A A T G N D A O R I Y B
U P A E D A N O S I R P N R K
O D P J E E N A G A C V E C L
J C E E R B L I N D C D E E N
N Y S C H F I U W Q U K G W Y


ANANIAS
BELIEVE
BLIND
DAMASCUS
FORGIVE
JESUS
LIGHT
PAUL
PERSECUTE
PLAN
PRISON
ROAD
SAUL
SEEAGAIN
SINNER
THEWAY
VOICE

Can you help fix this sign? The letters fell off the sign. They did not fall in order, but they did fall straight down. Can you put them back up?



E N E
 R E A T I L D S L I O T S
 S B U D I S L W H I F S W E S H D E
 F O R T T G O L V H H O N E D T O E B Y
 G E N S U N G O C S R E W R U W I R I E

Saul's friends helped
him escape through
a hole in the wall



Paul Begins to Preach About Jesus

E L I B G R S L Q O E R B Z P
S L P T B E J D O L K A Q R T
C I E D A L X E O W S A E L D
A K W C O I H H R K E A P V Q
P W R H G G F C E U C R V P S
E Q V Z I I F T E H S M E A N
S N N V T O L O I B K A B D K
U W A L L U H N N G V A L M L
C D T L R S G D N O N S C E I
S R E V E I L E B R S A K T M
A S U S E J L E A D E R S M N
M F W L X A O B I C V F G X G
A Y T V U N H H O H A Z Z A M
D E Y Q G A K Y S C P J T I H
O N A K W Z P X D U G G Z U V

BARNABAS

BASKET

BELIEVERS

DAMASCUS

ESCAPE

HOLE

JERUSALEM

JESUS

KILL

LEADERS

LOWERED

PAUL

PREACHING

RELIGIOUS

SON OF GOD

WALL

Unscramble each of the clue words.

Copy the letters in the numbered cells to other cells with the same number.

HATW

--	--	--	--

7

DDI

--	--	--

15

HET

--	--	--

1

DALEESR

--	--	--	--	--	--	--	--

4

TAWN

--	--	--	--

6

OT

--	--

9

TOPS

--	--	--	--

2 14

PULA

--	--	--	--

3

FORM

--	--	--	--

12 11

TINGELL

--	--	--	--	--	--	--	--

5 10 13

LEPPEO?

--	--	--	--	--	--	--

 ?
8

--	--	--	--	--

1 2 3 4

--	--

5 4

--	--	--

6 7 8

--	--	--

4 9 10

--	--

11 12

--	--	--

13 14 15

Jesus is the Best News of All!!

*But God showed his
great love for us by
sending Christ to die for
us while we were still
sinners.*


Romans 5:8

*Pero aunque nosotros
todavía éramos pecadores,
Dios nos demostró su gran
amor al enviar a Jesucristo
a morir por nosotros.*


Romanos 5:8



Paul and Silas praised God even though they were in prison



Paul and Silas told the Jailer's Family about Jesus



The Guard Meets Jesus

N C T X E Y G Z B E E Y F T E

BELIEVERS

F S H L X N X E L A E A S L S

CHAINS

S N Z A I E L Q H R J K U I F

EARTHQUAKE

T I P G I I O B P T L A L G U

GUARD

N V N S E N A W F H P A Z W T

JAILER

M I D V U Q S C W Q S F P V A

JUDGE

S R E N O S I R P U E G D U J

LORDJESUS

W R V T M T E P R A Y I N G O

MIDNIGHT

S O A H J V A J J K D Q D K H

PAUL

S R S G A X U M D E Z R I S G

PRAYING

B G J I I P F J E R G V A Z I

PRISONERS

P Z N N L C L G J R O K G U X

SAVED

W W G D E H X O D W N L S P G

SILAS

T J F I R M N H X H N F N I Z

SINGING

G L S M R U A S V D Y M B D B

CRYPTOGRAM

A	B	C	D	E	F	G	H	I	J	K	L	M	N	O	P	Q	R	S	T	U	V	W	X	Y	Z	
22		5	14		17	9												16							10	

_ _ _ G _ D S _ _ _ _ D _ _ S G _ _ A _
 12 25 11 9 6 14 16 20 6 13 7 14 20 26 16 9 18 7 22 11

_ _ _ _ _ F _ _ _ _ S _ Y S _ _ D _ _ G
 21 6 4 7 17 6 18 25 16 12 10 16 7 1 14 26 1 9

C _ _ _ S _ _ _ D _ _ F _ _ _ S _ _ _ _ _
 5 20 18 26 16 11 11 6 14 26 7 17 6 18 25 16 13 20 26 21 7

_ _ _ _ _ S _ _ _ _ S _ _ _ _ S .
 13 7 13 7 18 7 16 11 26 21 21 16 26 1 1 7 18 16

Directions:

This puzzle is called a Cryptogram. At the top there is a KEY that lists all the letters from A thru Z with a box below. Each of the letters has a corresponding number.

The bottom part contains a secret phrase. Each of the blanks has a number underneath it. Fill in the letters that correspond to the numbers below the blanks to solve the phrase.

MEMORY VERSE: these are suggested activities to help you review the memory verse during your small group times. Feel free to add other ideas as well.

Teams

Divide the kids into two teams. Let one side say the first part of the verse and let the others complete it. See how loud and soft and fast and slow each side can be. (Remember you can be creative in your team divisions: Boys v. Girls, Sandals v. Tennis Shoes, Eye or Hair Colors, kids wearing shorts v. kids wearing jeans...etc.) Compliment both teams on a job well done.

Memory Verse Challenge

Make signs using construction paper with one or two words of the verse on each. Have several workers or children stand at the front and hold the signs so that everyone can see the words. Lead the children in saying the verse together a few times. Then, one at a time, have the sign holders hide their sign, and say the verse together again. Repeat this until all the signs are hidden and say the verse one more time.

PREPARATION TIP: Some of these ideas require extra supplies and/or preparation ahead of time. You need to decide which activities you want to use ahead of time so that you can be sure to pack the supplies you will need.

Hand Signs

Assign a hand motion for each word of the verse.

Teach the children the hand signs and the words at the same time. Then say the words while the children only do the hand motions. And then do the hand motions while the children say the words.

Volley Verse

Sit or stand in a circle. Take a soft ball or balloon and pass it around in a circle, each person saying one word of the verse as they hold the ball and pass it on. Go fast and slow, repeating the whole verse each time. When the kids feel comfortable saying the verse, volley the ball from person to person across the circle, letting each person say one word as they pass the ball.

Verse Pop

Gather several small strips of paper and write one or two words of the verse on each strip. Put each paper inside a balloon and inflate the balloon. Let the children who are sitting the most quietly pop the balloon handed to them, and say the word they find inside. Have all the children repeat the word and continue until all the balloons are popped. Have a copy of the entire verse ready so that, in the end, the children can see the whole verse on one page. Repeat the verse several times with all the children. (It is a good idea to write numbers on the balloons so you can hand them to the children in the correct order. Also, be aware of smaller children who might be afraid of the popping noise.)

Verse Puzzle

Write the verse on a piece of paper and cut the paper into 6-10 pieces. Let the children put the puzzle together as a team. Make sure everyone gets a chance to help. When it is finished, say the verse altogether. Put the puzzle together again. See how fast the children can finish the puzzle and say the verse.

Verse Sticks

Write phrases of the verse on several craft sticks. Work together to put the sticks in the correct order.

Verse Chain

Gather several small strips of paper and write one or two words of the verse on each strip. Working together in your small group, tape the links together in circles to make a paper chain. When you finish, say the verse all together.

*But God showed his
great love for us by
sending Christ to die for
us while we were still
sinners.*

Romans 5:8

*Pero aunque nosotros
todavía éramos pecadores,
Dios nos demostró su gran
amor al enviar a Jesucristo
a morir por nosotros.*

Romanos 5:8

A final word . . .

Whether you are coming here to Mission Arlington or using this material for another mission outreach, we are grateful for the opportunity to partner in ministry with you. Please contact us with any questions or to let us know how we can pray for you. Daily updates and prayer requests at Mission Arlington, as well as a variety of additional curriculum resources, are available at our web site.

For this reason I kneel before the Father, from whom his whole family in heaven and on earth derives its name. I pray that out of his glorious riches he may strengthen you with power through his Spirit in your inner being, so that Christ may dwell in your hearts through faith. And I pray that you, being rooted and established in love, may have power, together with all the saints, to grasp how wide and long and high and deep is the love of Christ, and to know this love that surpasses knowledge—that you may be filled to the measure of all the fullness of God.

Now to him who is able to do immeasurably more than all we ask or imagine, according to his power that is at work within us, to him be glory in the church and in Christ Jesus throughout all generations, for ever and ever! Amen.
Ephesians 3:14-21

Mission Arlington / Mission Metroplex
210 W. South Street
Arlington, TX, 76010
Phone: 817-277-6620
E-mail: mission@missionarlington.org
Web: www.missionarlington.org